

ALCALDÍA MAYOR DE BOGOTÁ D.C.

SECRETARÍA GENERAL

SUBDIRECCIÓN FINANCIERA

ESTADOS CONTABLES

AL 30 DE JULIO DE 2015

**BOGOTA DISTRITO CAPITAL
SECRETARIA GENERAL DE LA ALCALDIA MAYOR DE BOGOTA D.C.
BALANCE GENERAL**

A JULIO 31 DE 2015

(Cifras en pesos)

	JULIO/2015	JULIO/2014		JULIO/2015	JULIO/2014
	<u>21,137,508,663.15</u>	<u>1,803,754,460.81</u>		<u>14,222,539,757.00</u>	<u>12,331,527,260.00</u>
CORRIENTE			CORRIENTE		
11 EFFECTIVO	6,155,380.00	6,133,800.00	24 CUENTAS POR PAGAR	2,382,372,474.00	4,348,165,595.00
1105 CAJA	6,155,380.00	6,133,800.00	2401 ADQUISICIÓN DE BIENES Y SERVICIOS NACIONALES	966,303,467.00	3,131,772,135.00
14 DEUDORES	17,148,676,667.00	1,118,068,520.00	2425 ACREEDORES	1,352,428,470.00	1,167,748,190.00
1424 RECURSOS ENTREGADOS EN ADMINISTRACIÓN	16,883,836,350.00	773,147,480.00	2436 RETENCION EN LA FUENTE E IMPUESTO DE TIMBRE	62,541,690.00	46,279,444.00
1470 OTROS DEUDORES	264,840,317.00	344,921,040.00	2445 ADQUISICIÓN DE BIENES Y SERVICIOS NACIONALES	1,098,847.00	2,365,826.00
19 OTROS ACTIVOS	3,982,676,616.15	679,552,140.81	25 OBLIGACIONES LABORALES Y DE SEGURIDAD SOC.INTEGRAL	193,781,160.00	168,939,294.00
1910 CARGOS DIFERIDOS	797,447,079.15	679,552,140.81	2505 SALARIOS Y PRESTACIONES SOCIALES	193,781,160.00	168,939,294.00
1970 INTANGIBLES	3,407,000,000.00	.00	27 PASIVOS ESTIMADOS	11,646,386,123.00	7,814,422,371.00
1975 AMORTIZACION ACUM.DE INTANGIBLES (CR)	- 221,770,463.00	.00	2710 PROVISION PARA CONTINGENCIAS	.00	1,625,138.00
			2715 PROVISION PARA PRESTACIONES SOCIALES	11,646,386,123.00	7,812,797,233.00
			Total Pasivo	<u>14,222,539,757.00</u>	<u>12,331,527,260.00</u>
NO CORRIENTE	<u>24,669,901,650.67</u>	<u>31,387,216,129.00</u>	PATRIMONIO HACIENDA PUBLICA		
16 PROPIEDADES, PLANTA Y EQUIPO	19,701,172,047.08	26,520,630,913.74	3	34,729,362,255.92	20,859,443,329.81
1635 BIENES MUEBLES EN BODEGA	263,855,908.95	4,784,309,799.92	31	123,725,989,900.30	116,615,272,979.03
1637 PROPIEDADES PLANTA Y EQUIPO NO EXPLOTADO	1,627,689,070.33	1,761,514,662.81	3105 CAPITAL FISCAL	- 90,568,482,959.38	- 98,087,547,516.42
1640 EDIFICACIONES	5,197,210,339.00	7,547,210,339.00	3110 RESULTADO DEL EJERCICIO	4,632,225,444.00	4,294,505,846.00
			3120 SUPERAVIT POR DONACIÓN	35,438,000.00	637,020,152.20
			3125 PATRIMONIO PÚBLICO INCORPORADO		

**BOGOTA DISTRITO CAPITAL
SECRETARIA GENERAL DE LA ALCALDIA MAYOR DE BOGOTA D.C.
BALANCE GENERAL**

A JULIO 31 DE 2015

(Cifras en pesos)

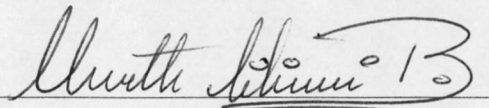
		JULIO/2015	JULIO/2014			JULIO/2015	JULIO/2014
1650	REDES, LINEAS Y CABLES	563,238,267.35	547,319,693.35	3128	PROVISIONES, AGOTAMIENTO, DEPRE C.Y AMORTIZACIONES	- 3,095,808,129.00	- 2,599,808,131.00
1655	MAQUINARIA Y EQUIPO	10,574,462,892.83	10,455,282,790.47				
1660	EQUIPO MEDICO Y CIENTIFICO	1,618,210,604.41	1,619,472,664.41		Total Patrimonio	<u>34,729,362,255.92</u>	<u>20,859,443,329.81</u>
1665	MUEBLES, ENSERES Y EQUIPOS DE OFICINA	13,163,101,734.78	11,992,331,437.02				
1670	EQUIPOS DE COMUNICACION Y COMPUTACION	26,532,959,648.43	22,499,959,341.72				
1675	EQUIPO DE TRANSPORTE, TRACCION Y ELEVACIÓN	1,675,890,771.20	1,726,842,759.68				
1680	EQUIPOS DE COMEDOR, COCINA DESPENSA Y HOTELERIA	93,296,678.80	60,623,637.36				
1685	DEPRECIACION ACUMULADA (CR)	- 41,608,743,869.00	- 36,474,236,212.00				
19	OTROS ACTIVOS	4,968,729,603.59	4,866,585,215.26				
1910	CARGOS DIFERIDOS	30,639,756.12	41,993,606.79				
1915	OBRAS Y MEJORAS EN PROPIEDAD AJENA	382,326,096.06	652,203,348.06				
1960	BIENES DE ARTE Y CULTURA	3,711,158,450.00	3,709,237,450.00				
1970	INTANGIBLES	8,243,760,381.41	7,376,629,963.41				
1975	AMORTIZACION ACUM.DE INTANGIBLES (CR)	- 7,399,155,080.00	- 6,913,479,153.00				
	Total Activo	<u>45,807,410,313.82</u>	<u>33,190,970,589.81</u>		Total Pasivo + Patrimonio	<u>45,807,410,313.82</u>	<u>33,190,970,589.81</u>


**BOGOTA DISTRITO CAPITAL
SECRETARIA GENERAL DE LA ALCALDIA MAYOR DE BOGOTA D.C.
BALANCE GENERAL**

A JULIO 31 DE 2015

(Cifras en pesos)

	JULIO/2015	JULIO/2014		JULIO/2015	JULIO/2014
8			9		
	<u>.00</u>	<u>.00</u>		<u>.00</u>	<u>.00</u>
81	- 4,365,634,875.00	- 4,355,933,413.00	91	3,698,225,845.00	12,391,448,257.00
8120	- 4,365,634,875.00	- 4,355,933,413.00	9120	2,658,362,628.00	11,079,760,873.00
83	- 100,084,460.01	- 100,083,460.01	9190	1,039,863,217.00	1,311,687,384.00
8361	- 100,084,460.01	- 100,083,460.01	93	8,953,086,106.00	39,368,317,622.00
89	4,465,719,335.01	4,456,016,873.01	9306	152,260,000.00	152,260,000.00
8905	4,365,634,875.00	4,355,933,413.00	9346	651,126,090.00	651,126,090.00
8915	100,084,460.01	100,083,460.01	9390	8,149,700,016.00	38,564,931,532.00
			99	- 12,651,311,951.00	- 51,759,765,879.00
			9905	- 3,698,225,845.00	- 12,391,448,257.00
			9915	- 8,953,086,106.00	- 39,368,317,622.00


ELABORÓ


REVISÓ

**BOGOTA DISTRITO CAPITAL
SECRETARIA GENERAL DE LA ALCALDIA MAYOR DE BOGOTA D.C.
ESTADO DE ACTIVIDAD FINANCIERA, ECONOMICA, SOCIAL Y AMBIENTAL**

A JULIO 31 DE 2015

(Cifras en pesos)

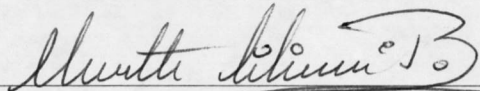
		JULIO/2015	JULIO/2014
	<u>INGRESOS OPERACIONALES</u>	<u>661,084,206.00</u>	<u>733,993,007.00</u>
41	INGRESOS FISCALES	661,084,206.00	733,993,007.00
4110	NO TRIBUTARIOS	661,084,206.00	733,993,007.00
	<u>GASTOS OPERACIONALES</u>	<u>89,983,823,837.20</u>	<u>100,071,551,455.54</u>
51	DE ADMINISTRACION	44,220,160,299.20	45,376,037,451.54
5101	SUELDOS Y SALARIOS	28,081,705,437.00	25,592,271,274.12
5102	CONTRIBUCIONES IMPUTADAS	78,035,480.00	108,700,667.00
5103	CONTRIBUCIONES EFECTIVAS	3,907,703,135.00	3,713,145,817.00
5104	APORTES SOBRE LA NOMINA	917,559,750.00	878,738,979.00
5111	GASTOS GENERALES	11,235,156,497.20	15,083,180,714.42
52	DE OPERACION	45,763,663,538.00	54,693,888,866.00
5211	GENERALES	45,763,663,538.00	54,693,888,866.00
53	PROVISIONES, DEPRECIACIONES Y AMORTIZACIONES	.00	1,625,138.00
5314	PROVISION PARA CONTINGENCIAS	.00	1,625,138.00
	<u>EXCEDENTE (DEFICIT) OPERACIONAL</u>	<u>-89,322,739,631.20</u>	<u>-99,337,558,448.54</u>
	<u>OTROS INGRESOS</u>	<u>529,134,979.47</u>	<u>835,678,232.10</u>
48	OTROS INGRESOS	529,134,979.47	835,678,232.10
4808	OTROS INGRESOS ORDINARIOS	291,844,332.00	735,329,084.00
4810	EXTRAORDINARIOS	237,290,647.47	100,349,148.10
	<u>OTROS GASTOS</u>	<u>1,774,878,307.65</u>	<u>-414,332,700.02</u>
58	OTROS GASTOS	1,774,878,307.65	-414,332,700.02
5802	COMISIONES	3,218,843.00	2,953,226.00


BOGOTA DISTRITO CAPITAL
SECRETARIA GENERAL DE LA ALCALDIA MAYOR DE BOGOTA D.C.
ESTADO DE ACTIVIDAD FINANCIERA, ECONOMICA, SOCIAL Y AMBIENTAL

A JULIO 31 DE 2015

(Cifras en pesos)

5808	OTROS GASTOS ORDINARIOS	339,996,036.33	173,999,154.92
5810	EXTRAORDINARIOS	50,021,911.32	30,261,780.06
5815	AJUSTE DE EJERCICIOS ANTERIORES	1,381,641,517.00	-621,546,861.00
	<u>EXCEDENTE (DEFICIT) OTROS</u>	<u>-1,245,743,328.18</u>	<u>1,250,010,932.12</u>
	<u>EXCEDENTE (DEFICIT) DEL EJERCICIO</u>	<u>-90,568,482,959.38</u>	<u>-98,087,547,516.42</u>


ELABORÓ


REVISÓ

DEPARTAMENTO CUNDINAMARCA
 MUNICIPIO BOGOTA DISTRITO CAPITAL
 ENTIDAD SECRETARIA GENERAL DE LA ALCALDIA MAYOR DE BOGOTA D.C.
 CODIGO 210111001104

SALDOS CON REGLAS

FECHA DE CORTE 31/07/2015
 PERIODO DE MOVIMIENTO (01 Julio a 31 Julio)

Cifras en pesos

CODIGO	CONCEPTO	SALDO INICIAL DEBITO	SALDO INICIAL CREDITO	MOVIMIENTO DEBITO	MOVIMIENTO CREDITO	SALDO FINAL DEBITO	SALDO FINAL CREDITO
1	ACTIVO	48,459,217,470.54	0.00	3,718,496,897.04	6,370,304,053.76	45,807,410,313.82	0.00
1-1	EFFECTIVO	6,155,380.00	0.00	0.00	0.00	6,155,380.00	0.00
1-1-05	CAJA	6,155,380.00	0.00	0.00	0.00	6,155,380.00	0.00
1-1-05-02	CAJA MENOR	6,155,380.00	0.00	0.00	0.00	6,155,380.00	0.00
1-1-05-02-01	CAJAS MENORES	6,155,380.00	0.00	0.00	0.00	6,155,380.00	0.00
1-4	DEUDORES	19,209,938,498.00	0.00	708,204,021.00	2,769,465,852.00	17,148,676,667.00	0.00
1-4-24	RECURSOS ENTREGADOS EN ADMINISTRACIÓN	18,926,118,092.00	0.00	560,748,907.00	2,603,030,649.00	16,883,836,350.00	0.00
1-4-24-02	EN ADMINISTRACIÓN	15,815,479,080.00	0.00	540,766,200.00	2,590,099,334.00	13,766,145,946.00	0.00
1-4-24-02-01	EN ADMINISTRACIÓN CONV 2014	10,075,388,285.00	0.00	516,766,200.00	1,002,099,334.00	9,590,055,151.00	0.00
1-4-24-02-02	EN ADMINISTRACIÓN CONV 2013	3,406,362,545.00	0.00	0.00	300,000,000.00	3,106,362,545.00	0.00
1-4-24-02-03	EN ADMINISTRACIÓN CONV 2015	2,333,728,250.00	0.00	24,000,000.00	1,288,000,000.00	1,069,728,250.00	0.00
1-4-24-04	ENCARGO FIDUCIARIO	3,110,639,012.00	0.00	19,982,707.00	12,931,315.00	3,117,690,404.00	0.00
1-4-24-04-01	ENCARGO FIDUCIARIO FONCEP	509,232,377.00	0.00	19,982,707.00	12,931,315.00	516,283,769.00	0.00
1-4-24-04-07	ENCARGO FIDUCIARIO FIDUBOGOTA	2,601,406,635.00	0.00	0.00	0.00	2,601,406,635.00	0.00
1-4-70	OTROS DEUDORES	283,820,406.00	0.00	147,455,114.00	166,435,203.00	264,840,317.00	0.00
1-4-70-06	DEUDORES ARRENDAMIENTOS	21,094,118.00	0.00	47,466,783.00	60,490,539.00	8,070,362.00	0.00
1-4-70-06-01	Otros deudores arrendamientos	21,094,118.00	0.00	47,466,783.00	60,490,539.00	8,070,362.00	0.00
1-4-70-90	OTROS DEUDORES	262,726,288.00	0.00	99,988,331.00	105,944,664.00	256,769,955.00	0.00
1-4-70-90-01	ADMINISTRACIÓN	262,726,288.00	0.00	99,988,331.00	105,944,664.00	256,769,955.00	0.00
1-6	PROPIEDADES, PLANTA Y EQUIPO	20,497,172,227.07	0.00	2,417,754,600.86	3,213,754,780.85	19,701,172,047.08	0.00
1-6-35	BIENES MUEBLES EN BODEGA	667,708,831.51	0.00	21,030,399.56	424,883,322.12	263,855,908.95	0.00
1-6-35-01	MAQUINARIA Y EQUIPO	4,118,000.00	0.00	21,030,399.56	20,392,399.56	4,756,000.00	0.00
1-6-35-01-14	HERRAMIENTAS Y ACCESORIOS	4,118,000.00	0.00	4,236,746.46	3,598,746.46	4,756,000.00	0.00
1-6-35-01-29	EQUIPO DE ASEO	0.00	0.00	9,801,242.60	9,801,242.60	0.00	0.00
1-6-35-01-34	MAQUINARIA Y OTROS ELEMEN.DEV.MAQ.INDUS	0.00	0.00	6,992,410.50	6,992,410.50	0.00	0.00
1-6-35-03	MUEBLES ENSERES Y EQUIPO DE OFICINA	9,940,827.01	0.00	0.00	0.00	9,940,827.01	0.00
1-6-35-03-18	MOBILIARIO Y ENSERES	9,940,827.01	0.00	0.00	0.00	9,940,827.01	0.00
1-6-35-04	EQUIPO DE COMUNICACION Y COMPUTACION	649,125,250.50	0.00	0.00	404,490,922.56	244,634,327.94	0.00
1-6-35-04-07	EQUIPO Y MAQUINARIA PARA COMUNICACION	140,602,417.50	0.00	0.00	59,310,556.56	81,291,860.94	0.00
1-6-35-04-21	EQUIPO DE COMPUTO Y ACCESORIOS	54,118,849.00	0.00	0.00	6,052,510.00	48,066,339.00	0.00
1-6-35-04-24	SOFTWARE	454,403,984.00	0.00	0.00	339,127,856.00	115,276,128.00	0.00
1-6-35-11	EQUIPO COMEDOR, COCINA, DESPENSAS, Y HOTELERIA	4,524,754.00	0.00	0.00	0.00	4,524,754.00	0.00

DEPARTAMENTO CUNDINAMARCA
 MUNICIPIO BOGOTA DISTRITO CAPITAL
 ENTIDAD SECRETARIA GENERAL DE LA ALCALDIA MAYOR DE BOGOTA D.C.
 CODIGO 210111001104

SALDOS CON REGLAS

FECHA DE CORTE 31/07/2015
 PERIODO DE MOVIMIENTO (01 Julio a 31 Julio)

Cifras en pesos

CODIGO	CONCEPTO	SALDO INICIAL DEBITO	SALDO INICIAL CREDITO	MOVIMIENTO DEBITO	MOVIMIENTO CREDITO	SALDO FINAL DEBITO	SALDO FINAL CREDITO
1-6-35-11-06	EQUIPO Y MAQUINARIA PARA COMEDOR	4,524,754.00	0.00	0.00	0.00	4,524,754.00	0.00
1-6-37	PROPIEDADES PLANTA Y EQUIPO NO EXPLOTADO	1,690,104,997.51	0.00	112,724,909.56	175,140,836.74	1,627,689,070.33	0.00
1-6-37-07	MAQUINARIA Y EQUIPO	5,972,035.00	0.00	0.00	0.00	5,972,035.00	0.00
1-6-37-07-14	HERRAMIENTAS Y ACCESORIOS	4,653,441.00	0.00	0.00	0.00	4,653,441.00	0.00
1-6-37-07-29	EQUIPO DE ASEO	894,999.00	0.00	0.00	0.00	894,999.00	0.00
1-6-37-07-34	OTROS ELEMENTOS DEV. MAQ. INDUSTRIAL	423,595.00	0.00	0.00	0.00	423,595.00	0.00
1-6-37-08	EQUIPO MEDICO Y CIENTIFICO	1,679,660.00	0.00	0.00	0.00	1,679,660.00	0.00
1-6-37-08-10	EQUIP.Y MAQ. PARRA LABORATORIO	1,679,660.00	0.00	0.00	0.00	1,679,660.00	0.00
1-6-37-09	MUEBLES ENSERES Y EQUIPOS DE OFICINA	297,597,931.44	0.00	2,776,949.00	142,187,274.55	158,187,605.89	0.00
1-6-37-09-12	EQUIPO Y MAQUINARIA PARA OFICINA	36,754,848.00	0.00	683,103.00	0.00	37,437,951.00	0.00
1-6-37-09-16	LIBROS Y BIBLIOTECAS DE OFICINA	246,400.00	0.00	0.00	0.00	246,400.00	0.00
1-6-37-09-18	MOBILIARIO Y ENSERES	260,596,683.44	0.00	2,093,846.00	142,187,274.55	120,503,254.89	0.00
1-6-37-10	EQUIPOS DE COMUNICACIÓN Y COMPUTACIÓN	1,332,875,752.59	0.00	109,947,960.56	32,953,562.19	1,409,870,150.96	0.00
1-6-37-10-07	EQUIPO Y MAQUINARIA PARA COMUNICACIÓN	693,316,176.37	0.00	16,997,303.42	435,000.00	709,878,479.79	0.00
1-6-37-10-21	EQUIPO DE COMPUTO Y ACCESORIOS	639,559,576.22	0.00	92,950,657.14	32,518,562.19	699,991,671.17	0.00
1-6-37-11	EQUIPOS DE TRANSPORTE TRACCION Y ELEVACI	50,951,988.48	0.00	0.00	0.00	50,951,988.48	0.00
1-6-37-11-13	EQUIPO DE TRANSPORTE	50,951,988.48	0.00	0.00	0.00	50,951,988.48	0.00
1-6-37-12	EQUIPOS DE COMEDOR COCINA DESPENSA Y HOTELERIA	1,027,630.00	0.00	0.00	0.00	1,027,630.00	0.00
1-6-37-12-06	EQUIPO Y MAQUINARIA PARA COMEDOR	1,027,630.00	0.00	0.00	0.00	1,027,630.00	0.00
1-6-40	EDIFICACIONES	5,197,210,339.00	0.00	0.00	0.00	5,197,210,339.00	0.00
1-6-40-27	EDIFICACIONES PENDIENTES DE LEGALIZAR	5,197,210,339.00	0.00	0.00	0.00	5,197,210,339.00	0.00
1-6-40-27-01	EDIFICACIONES PENDIENTES DE LEGALIZAR	5,197,210,339.00	0.00	0.00	0.00	5,197,210,339.00	0.00
1-6-50	REDES, LINEAS Y CABLES	563,238,267.35	0.00	16,300,521.00	16,300,521.00	563,238,267.35	0.00
1-6-50-10	LINEAS Y CABLES DE TELECOMUNICACIONES	563,238,267.35	0.00	16,300,521.00	16,300,521.00	563,238,267.35	0.00
1-6-50-10-01	LINEAS Y CABLES DE TELECOMUNICACIONES	563,238,267.35	0.00	16,300,521.00	16,300,521.00	563,238,267.35	0.00
1-6-50-10-01-01	LINEAS Y CABLES DE TELECOMUNICACIONES	563,238,267.35	0.00	16,300,521.00	16,300,521.00	563,238,267.35	0.00
1-6-55	MAQUINARIA Y EQUIPO	10,554,070,493.27	0.00	29,506,519.56	9,114,120.00	10,574,462,892.83	0.00
1-6-55-01	EQUIPO DE CONSTRUCCION	1,400,120.00	0.00	0.00	0.00	1,400,120.00	0.00
1-6-55-01-08	EQUIPO Y MAQUINARIA PARA CONSTRUCCIÓN	1,400,120.00	0.00	0.00	0.00	1,400,120.00	0.00
1-6-55-04	MAQUINARIA INDUSTRIAL	9,431,792,009.40	0.00	6,992,410.50	0.00	9,438,784,419.90	0.00
1-6-55-04-34	MAQUINARIA INDUSTRIAL	9,431,792,009.40	0.00	6,992,410.50	0.00	9,438,784,419.90	0.00
1-6-55-11	HERRAMIENTAS Y ACCESORIOS	130,004,057.43	0.00	3,598,746.46	0.00	133,602,803.89	0.00

DEPARTAMENTO CUNDINAMARCA
 MUNICIPIO BOGOTA DISTRITO CAPITAL
 ENTIDAD SECRETARIA GENERAL DE LA ALCALDIA MAYOR DE BOGOTA D.C.
 CODIGO 210111001104

SALDOS CON REGLAS

FECHA DE CORTE 31/07/2015
 PERIODO DE MOVIMIENTO (01 Julio a 31 Julio)

Cifras en pesos

CODIGO	CONCEPTO	SALDO INICIAL DEBITO	SALDO INICIAL CREDITO	MOVIMIENTO DEBITO	MOVIMIENTO CREDITO	SALDO FINAL DEBITO	SALDO FINAL CREDITO
1-6-55-11-14	HERRAMIENTAS Y ACCESORIOS	130,004,057.43	0.00	3,598,746.46	0.00	133,602,803.89	0.00
1-6-55-23	EQUIPO DE ASEO	111,289,644.52	0.00	9,801,242.60	0.00	121,090,887.12	0.00
1-6-55-23-29	EQUIPO DE ASEO	111,289,644.52	0.00	9,801,242.60	0.00	121,090,887.12	0.00
1-6-55-90	OTRA MAQUINARIA Y EQUIPO	879,584,661.92	0.00	9,114,120.00	9,114,120.00	879,584,661.92	0.00
1-6-55-90-30	MAQUINARIA Y EQUIPO DE SEGURIDAD	879,584,661.92	0.00	9,114,120.00	9,114,120.00	879,584,661.92	0.00
1-6-60	EQUIPO MEDICO Y CIENTIFICO	1,618,210,604.41	0.00	3,446,451.76	3,446,451.76	1,618,210,604.41	0.00
1-6-60-03	EQUIPO DE URGENCIAS	1,618,210,604.41	0.00	3,446,451.76	3,446,451.76	1,618,210,604.41	0.00
1-6-60-03-10	EQUIPO Y MAQUINARIA PARA LABORATORIO	925,308,265.60	0.00	766,296.00	766,296.00	925,308,265.60	0.00
1-6-60-03-11	EQUIPO Y MAQUINARIA PARA MEDICINA	31,525,231.81	0.00	2,680,155.76	2,680,155.76	31,525,231.81	0.00
1-6-60-03-12	EQUI Y ACCES DE CONSERV. REST. Y REPROGRAF.	661,377,107.00	0.00	0.00	0.00	661,377,107.00	0.00
1-6-65	MUEBLES, ENSERES Y EQUIPOS DE OFICINA	13,162,870,772.78	0.00	1,259,484,092.08	1,259,253,130.08	13,163,101,734.78	0.00
1-6-65-01	MUEBLES Y ENSERES	12,906,490,593.22	0.00	1,232,047,044.08	1,231,132,979.08	12,907,404,658.22	0.00
1-6-65-01-18	MOBILIARIO Y ENSERES	12,906,490,593.22	0.00	1,232,047,044.08	1,231,132,979.08	12,907,404,658.22	0.00
1-6-65-02	EQUIPO Y MAQUINA DE OFICINA	228,427,590.56	0.00	11,133,730.00	11,816,833.00	227,744,487.56	0.00
1-6-65-02-12	EQUIPO Y MAQUINA PARA OFICINA	228,427,590.56	0.00	11,133,730.00	11,816,833.00	227,744,487.56	0.00
1-6-65-90	OTROS MUEBLES, ENSERES Y EQUIPO DE OFICINA	27,952,589.00	0.00	16,303,318.00	16,303,318.00	27,952,589.00	0.00
1-6-65-90-03	ELEMENTOS DE CULTO	20,259,589.00	0.00	16,303,318.00	16,303,318.00	20,259,589.00	0.00
1-6-65-90-16	LIBROS, BIBLIOTECAS DE ESTUDIO	7,693,000.00	0.00	0.00	0.00	7,693,000.00	0.00
1-6-70	EQUIPOS DE COMUNICACION Y COMPUTACION	26,553,400,980.24	0.00	794,184,751.34	814,626,083.15	26,532,959,648.43	0.00
1-6-70-01	EQUIPO DE COMUNICACION	8,196,885,763.37	0.00	164,471,350.39	121,723,097.25	8,239,634,016.51	0.00
1-6-70-01-07	EQUIPO Y MAQUINARIA PARA COMUNICACIÓN	8,196,885,763.37	0.00	164,471,350.39	121,723,097.25	8,239,634,016.51	0.00
1-6-70-02	EQUIPO DE COMPUTACIÓN	18,356,515,216.87	0.00	629,713,400.95	692,902,985.90	18,293,325,631.92	0.00
1-6-70-02-21	EQUIPO DE COMPUTO Y ACCESORIOS	18,356,515,216.87	0.00	629,713,400.95	692,902,985.90	18,293,325,631.92	0.00
1-6-75	EQUIPO DE TRANSPORTE, TRACCION Y ELEVACIÓN	1,675,890,771.20	0.00	70,180,000.00	70,180,000.00	1,675,890,771.20	0.00
1-6-75-02	TERRESTRES	1,675,890,771.20	0.00	70,180,000.00	70,180,000.00	1,675,890,771.20	0.00
1-6-75-02-13	EQUIPO DE TRANSPORTE	1,675,890,771.20	0.00	70,180,000.00	70,180,000.00	1,675,890,771.20	0.00
1-6-80	EQUIPOS DE COMEDOR, COCINA DESPENSA Y HOTELERIA	93,296,678.80	0.00	4,968,822.00	4,968,822.00	93,296,678.80	0.00
1-6-80-01	EQUIPO DE HOTELERIA	93,296,678.80	0.00	4,968,822.00	4,968,822.00	93,296,678.80	0.00
1-6-80-01-06	EQUIPO Y MAQUINARIA PARA COMEDOR	93,296,678.80	0.00	4,968,822.00	4,968,822.00	93,296,678.80	0.00
1-6-85	DEPRECIACION ACUMULADA (CR)	0.00	41,278,830,509.00	105,928,134.00	435,841,494.00	0.00	41,608,743,869.00
1-6-85-01	EDIFICACIONES	0.00	561,587,436.00	0.00	8,662,017.00	0.00	570,249,453.00

DEPARTAMENTO CUNDINAMARCA
 MUNICIPIO BOGOTA DISTRITO CAPITAL
 ENTIDAD SECRETARIA GENERAL DE LA ALCALDIA MAYOR DE BOGOTA D.C.
 CODIGO 210111001104

SALDOS CON REGLAS

FECHA DE CORTE 31/07/2015
 PERIODO DE MOVIMIENTO (01 Julio a 31 Julio)

Cifras en pesos

CODIGO	CONCEPTO	SALDO INICIAL DEBITO	SALDO INICIAL CREDITO	MOVIMIENTO DEBITO	MOVIMIENTO CREDITO	SALDO FINAL DEBITO	SALDO FINAL CREDITO
1-6-85-01-04	SUPERCARRETE CARRERA 10A 20 DE JULIO	0.00	561,587,436.00	0.00	8,662,017.00	0.00	570,249,453.00
1-6-85-03	REDES, LINEAS Y CABLES	0.00	330,634,836.00	0.00	1,083,165.00	0.00	331,718,001.00
1-6-85-03-01	REDES, LINEAS Y CABLES	0.00	330,634,836.00	0.00	1,083,165.00	0.00	331,718,001.00
1-6-85-04	MAQUINARIA Y EQUIPO	0.00	8,581,557,424.00	0.00	61,425,299.00	0.00	8,642,982,723.00
1-6-85-04-01	MAQUINARIA Y EQUIPO	0.00	8,581,557,424.00	0.00	61,425,299.00	0.00	8,642,982,723.00
1-6-85-05	EQUIPO MEDICO Y CIENTIFICO	0.00	1,266,679,079.00	0.00	5,727,684.00	0.00	1,272,406,763.00
1-6-85-05-01	EQUIPO MEDICO Y CIENTIFICO	0.00	1,266,679,079.00	0.00	5,727,684.00	0.00	1,272,406,763.00
1-6-85-06	MUEBLES ENSERES Y EQUIPOS DE OFICINA	0.00	9,940,365,398.00	105,928,134.00	83,787,057.00	0.00	9,918,224,321.00
1-6-85-06-01	MUEBLES, ENSERES Y EQUIPO DE OFICIA	0.00	9,940,365,398.00	105,928,134.00	83,787,057.00	0.00	9,918,224,321.00
1-6-85-07	EQUIPOS DE COMUNICACION Y COMPUTACION	0.00	19,434,278,801.00	0.00	260,624,508.00	0.00	19,694,903,309.00
1-6-85-07-01	EQUIPO DE COMUNICACION Y COMPUTACION	0.00	19,434,278,801.00	0.00	260,624,508.00	0.00	19,694,903,309.00
1-6-85-08	EQUIPO DE TRANSPORTE, TRACCION Y ELEVACION	0.00	1,072,814,636.00	0.00	14,420,001.00	0.00	1,087,234,637.00
1-6-85-08-01	EQUIPO DE TRANSPORTE, TRACCION Y ELEVACION	0.00	1,072,814,636.00	0.00	14,420,001.00	0.00	1,087,234,637.00
1-6-85-09	EQUIPO DE COMEDOR, COCINA, DESPENSA Y HOTELERIA	0.00	90,912,899.00	0.00	111,763.00	0.00	91,024,662.00
1-6-85-09-01	EQUIPO DE COMEDOR, COCINA, DESPENSA Y HOTELERIA	0.00	90,912,899.00	0.00	111,763.00	0.00	91,024,662.00
1-9	OTROS ACTIVOS	8,745,951,365.47	0.00	592,538,275.18	387,083,420.91	8,951,406,219.74	0.00
1-9-10	CARGOS DIFERIDOS	881,628,002.00	0.00	250,784,634.18	304,325,800.91	828,086,835.27	0.00
1-9-10-01	MATERIALES Y SUMINISTROS (+ CONSUMO CONTROLADO)	838,417,541.93	0.00	250,124,790.49	291,095,253.27	797,447,079.15	0.00
1-9-10-01-02	OTROS CARGOS DIFERIDOS-CONSUMO CONTROLADO	46,671,397.46	0.00	2,848,988.44	25,128,031.48	24,392,354.42	0.00
1-9-10-01-02-01	MAQUINARIA Y EQUIPO	552,475.72	0.00	2,848,988.44	3,107,224.16	294,240.00	0.00
1-9-10-01-02-01-13	HERRAMIENTAS Y ACCESORIOS	552,475.72	0.00	2,848,988.44	3,107,224.16	294,240.00	0.00
1-9-10-01-02-02	EQUIPO MEDICO Y CIENTIFICO	145,000.00	0.00	0.00	0.00	145,000.00	0.00
1-9-10-01-02-02-16	EQUIPO Y MAQUINARIA PARA MEDICINA	145,000.00	0.00	0.00	0.00	145,000.00	0.00
1-9-10-01-02-03	MUEBLES, ENSERES Y EQUIPO DE OFICINA	32,888,026.82	0.00	0.00	21,896,300.00	10,991,726.82	0.00
1-9-10-01-02-03-18	EQUIPO Y MAQUINARIA PARA OFICINA	183,280.00	0.00	0.00	0.00	183,280.00	0.00
1-9-10-01-02-03-20	LIBROS Y BIBLIOTECAS DE ESTUDIO	21,896,300.00	0.00	0.00	21,896,300.00	0.00	0.00
1-9-10-01-02-03-21	MOBILIARIO Y ENSERES	10,808,446.82	0.00	0.00	0.00	10,808,446.82	0.00
1-9-10-01-02-04	EQUIPO DE COMUNICACION Y COMPUTO	7,879,398.88	0.00	0.00	0.00	7,879,398.88	0.00
1-9-10-01-02-04-22	EQUIPO Y MAQUINARIA PARA COMUNICACION	7,591,254.88	0.00	0.00	0.00	7,591,254.88	0.00
1-9-10-01-02-04-23	EQUIPO DE COMPUTO Y ACCESORIOS	288,144.00	0.00	0.00	0.00	288,144.00	0.00
1-9-10-01-02-05	EQUIPO DE TRANSPORTE, TRACCION Y ELEVACION	498,029.28	0.00	0.00	124,507.32	373,521.96	0.00
1-9-10-01-02-05-25	EQUIPO DE TRANSPORTE	498,029.28	0.00	0.00	124,507.32	373,521.96	0.00

DEPARTAMENTO CUNDINAMARCA
 MUNICIPIO BOGOTA DISTRITO CAPITAL
 ENTIDAD SECRETARIA GENERAL DE LA ALCALDIA MAYOR DE BOGOTA D.C.
 CODIGO 210111001104

SALDOS CON REGLAS

FECHA DE CORTE 31/07/2015
 PERIODO DE MOVIMIENTO (01 Julio a 31 Julio)

Cifras en pesos

CODIGO	CONCEPTO	SALDO INICIAL DEBITO	SALDO INICIAL CREDITO	MOVIMIENTO DEBITO	MOVIMIENTO CREDITO	SALDO FINAL DEBITO	SALDO FINAL CREDITO
1-9-10-01-02-11	EQUIPO DE COMEDOR, COCINA, HOTELERIA	4,708,466.76	0.00	0.00	0.00	4,708,466.76	0.00
1-9-10-01-02-11-26	EQUIPO Y MAQUINARIA PARA COMEDOR	4,708,466.76	0.00	0.00	0.00	4,708,466.76	0.00
1-9-10-01-03	DROGAS ELEMENTOS ODONTOLÓGICOS	113,004.00	0.00	0.00	61,758.00	51,246.00	0.00
1-9-10-01-04	ELEMENTOS PARA CONSTRUCCIÓN E INSTALACIÓN	112,864,158.47	0.00	40,513,533.81	40,815,831.22	112,561,861.06	0.00
1-9-10-01-10	UTILES DE ESCRITORIO Y OFICINA	644,330,981.07	0.00	8,773,792.21	24,279,430.59	628,825,342.69	0.00
1-9-10-01-11	RANCHO Y LICORES	2,554,812.43	0.00	0.03	2,554,812.46	0.00	0.00
1-9-10-01-12	REPUESTOS PARA MAQUINA	31,883,188.50	0.00	0.00	266,913.52	31,616,274.98	0.00
1-9-10-01-90	OTROS ELEM. PARA VENTA Y DISTRIBUCIÓN GRATUITA	0.00	0.00	197,988,476.00	197,988,476.00	0.00	0.00
1-9-10-04	DOTACIÓN A TRABAJADORES	7,531,477.56	0.00	421,196.00	421,196.00	7,531,477.56	0.00
1-9-10-04-14	DOTACIÓN A TRABAJADORES	7,531,477.56	0.00	421,196.00	421,196.00	7,531,477.56	0.00
1-9-10-21	ELEMENTOS DE ASEO, LAVANDERIA Y CAFETERIA	35,678,982.51	0.00	238,647.69	12,809,351.64	23,108,278.56	0.00
1-9-10-21-13	ELEMENTOS DE ASEO Y LAVANDERIA	35,678,982.51	0.00	238,647.69	12,809,351.64	23,108,278.56	0.00
1-9-15	OBRAS Y MEJORAS EN PROPIEDAD AJENA	404,815,867.06	0.00	0.00	22,489,771.00	382,326,096.06	0.00
1-9-15-02	EDIFICACIONES	404,815,867.06	0.00	0.00	22,489,771.00	382,326,096.06	0.00
1-9-15-02-02	CADE SERVITA	30,645,192.83	0.00	0.00	1,702,512.00	28,942,680.83	0.00
1-9-15-02-04	CADE LA VICTORIA	79,722,316.07	0.00	0.00	4,429,017.00	75,293,299.07	0.00
1-9-15-02-05	CADE TUNAL	29,768,196.11	0.00	0.00	1,653,788.00	28,114,408.11	0.00
1-9-15-02-08	CADE PLAZA DE LAS AMERICAS	40,318,672.83	0.00	0.00	2,239,926.00	38,078,746.83	0.00
1-9-15-02-11	CADE SANTA HELENITA	30,710,004.76	0.00	0.00	1,706,110.00	29,003,894.76	0.00
1-9-15-02-12	CADE SUBA	21,395,136.43	0.00	0.00	1,188,618.00	20,206,518.43	0.00
1-9-15-02-13	CADE LA GAITANA	71,098,318.74	0.00	0.00	3,949,906.00	67,148,412.74	0.00
1-9-15-02-15	CADE MUZU	35,097,176.43	0.00	0.00	1,949,843.00	33,147,333.43	0.00
1-9-15-02-16	CADE SANTA LUCIA	42,953,113.11	0.00	0.00	2,453,852.00	40,499,261.11	0.00
1-9-15-02-18	CADE YOMASA	23,107,739.75	0.00	0.00	1,216,199.00	21,891,540.75	0.00
1-9-60	BIENES DE ARTE Y CULTURA	3,710,098,450.00	0.00	2,625,785.00	1,565,785.00	3,711,158,450.00	0.00
1-9-60-05	ELEMENTOS DE MUSEO	394,401,172.00	0.00	505,785.00	505,785.00	394,401,172.00	0.00
1-9-60-05-02	ELEMENTOS DE MUSEO (DEPOSITO-USADOS)	1,031,703.00	0.00	6,000.00	6,000.00	1,031,703.00	0.00
1-9-60-05-03	ELEMENTOS DE MUSEO (EN SERVICIO)	393,369,469.00	0.00	499,785.00	499,785.00	393,369,469.00	0.00
1-9-60-07	LIBROS Y PUBLICACIONES DE INVESTIGACIÓN Y CONSULTA	3,315,697,278.00	0.00	2,120,000.00	1,060,000.00	3,316,757,278.00	0.00
1-9-60-07-01	LIBROS Y PUBLI.DE INVES.Y CON(DEP.NUEVO)	0.00	0.00	1,060,000.00	1,060,000.00	0.00	0.00
1-9-60-07-03	LIBROS Y PUBLI.DE INVES.Y CON(EN SERVICIO)	3,315,697,278.00	0.00	1,060,000.00	0.00	3,316,757,278.00	0.00
1-9-70	INTANGIBLES	11,311,632,525.41	0.00	339,127,856.00	0.00	11,650,760,381.41	0.00

DEPARTAMENTO CUNDINAMARCA
 MUNICIPIO BOGOTA DISTRITO CAPITAL
 ENTIDAD SECRETARIA GENERAL DE LA ALCALDIA MAYOR DE BOGOTA D.C.
 CODIGO 210111001104

SALDOS CON REGLAS

FECHA DE CORTE 31/07/2015
 PERIODO DE MOVIMIENTO (01 Julio a 31 Julio)

Cifras en pesos

CODIGO	CONCEPTO	SALDO INICIAL DEBITO	SALDO INICIAL CREDITO	MOVIMIENTO DEBITO	MOVIMIENTO CREDITO	SALDO FINAL DEBITO	SALDO FINAL CREDITO
1-9-70-05	DERECHOS DE AUTOR	3,407,000,000.00	0.00	0.00	0.00	3,407,000,000.00	0.00
1-9-70-05-34	DERECHOS DE AUTOR	3,407,000,000.00	0.00	0.00	0.00	3,407,000,000.00	0.00
1-9-70-08	SOFTWARE	7,904,632,525.41	0.00	339,127,856.00	0.00	8,243,760,381.41	0.00
1-9-70-08-24	SOFTWARE	7,904,632,525.41	0.00	339,127,856.00	0.00	8,243,760,381.41	0.00
1-9-75	AMORTIZACION ACUM.DE INTANGIBLES (CR)	0.00	7,562,223,479.00	0.00	58,702,064.00	0.00	7,620,925,543.00
1-9-75-05	DERECHOS	0.00	192,432,407.00	0.00	29,338,056.00	0.00	221,770,463.00
1-9-75-05-34	DERECHOS DE AUTOR	0.00	192,432,407.00	0.00	29,338,056.00	0.00	221,770,463.00
1-9-75-08	SOFTWARE	0.00	7,369,791,072.00	0.00	29,364,008.00	0.00	7,399,155,080.00
1-9-75-08-24	SOFTWARE	0.00	7,369,791,072.00	0.00	29,364,008.00	0.00	7,399,155,080.00
2	PASIVO	0.00	12,449,114,378.00	15,256,335,450.00	17,029,760,829.00	0.00	14,222,539,757.00
2-4	CUENTAS POR PAGAR	0.00	2,759,581,088.00	12,131,517,599.00	11,754,308,985.00	0.00	2,382,372,474.00
2-4-01	ADQUISICIÓN DE BIENES Y SERVICIOS NACIONALES	0.00	1,014,444,041.00	9,608,938,712.00	9,560,798,138.00	0.00	966,303,467.00
2-4-01-01	BIENES Y SERVICIOS	0.00	48,417,546.00	1,426,168,655.00	1,422,451,897.00	0.00	44,700,788.00
2-4-01-01-01	BIENES Y SERVICIOS	0.00	48,417,546.00	1,426,168,655.00	1,422,451,897.00	0.00	44,700,788.00
2-4-01-02	PROYECTOS DE INVERSIÓN	0.00	966,026,495.00	8,182,770,057.00	8,138,346,241.00	0.00	921,602,679.00
2-4-01-02-01	PROYECTOS DE INVERSIÓN	0.00	842,555,868.00	8,072,061,252.00	8,013,805,632.00	0.00	784,300,248.00
2-4-01-02-12	RECURSOS DISTRITO (OTROS)	0.00	123,470,627.00	110,708,805.00	124,540,609.00	0.00	137,302,431.00
2-4-01-02-12-02	MEJORA Y DIVERSIFICACIÓN DEL ACCESO AL SERVICIO	0.00	123,470,627.00	110,708,805.00	124,540,609.00	0.00	137,302,431.00
2-4-25	ACREEDORES	0.00	1,670,585,600.00	2,132,327,760.00	1,814,170,630.00	0.00	1,352,428,470.00
2-4-25-18	APORTES A FONDOS PENSIONALES	0.00	540,686,900.00	540,832,500.00	547,653,100.00	0.00	547,507,500.00
2-4-25-18-01	APORTES A FONDOS PENSIONALES-PLANTA	0.00	474,772,800.00	474,772,800.00	487,251,200.00	0.00	487,251,200.00
2-4-25-18-02	APORTES A FONDOS PENSIONALES-CONTRATISTA	0.00	65,914,100.00	66,059,700.00	60,401,900.00	0.00	60,256,300.00
2-4-25-19	APORTES A SEGURIDAD SOCIAL EN SALUD	0.00	425,817,799.00	425,931,499.00	431,287,399.00	0.00	431,173,699.00
2-4-25-19-01	APORTES A SEGURIDAD SOCIAL EN SALUD-PLANTA	0.00	372,304,679.00	372,304,679.00	381,967,279.00	0.00	381,967,279.00
2-4-25-19-02	APORTES A SEGURIDAD SOCIAL EN SALUD-CONTRATISTAS	0.00	53,513,120.00	53,626,820.00	49,320,120.00	0.00	49,206,420.00
2-4-25-20	APORTES A ICBF,SENA Y CAJAS COMPENSACIÓN	0.00	526,935,450.00	526,935,450.00	249,677,175.00	0.00	249,677,175.00
2-4-25-20-01	APORTES A ICBF,SENA Y CAJAS COMPENSACIÓN	0.00	526,935,450.00	526,935,450.00	249,677,175.00	0.00	249,677,175.00
2-4-25-21	SINDICATOS	0.00	0.00	670,382.00	670,382.00	0.00	0.00
2-4-25-21-01	SINDICATOS	0.00	0.00	670,382.00	670,382.00	0.00	0.00
2-4-25-22	COOPERATIVAS	0.00	0.00	392,252,899.00	392,252,899.00	0.00	0.00
2-4-25-22-01	COOPERATIVAS	0.00	0.00	392,252,899.00	392,252,899.00	0.00	0.00
2-4-25-24	EMBARGOS JUDICIALES	0.00	0.00	6,296,332.00	6,296,332.00	0.00	0.00

DEPARTAMENTO CUNDINAMARCA
 MUNICIPIO BOGOTA DISTRITO CAPITAL
 ENTIDAD SECRETARIA GENERAL DE LA ALCALDIA MAYOR DE BOGOTA D.C.
 CODIGO 210111001104

SALDOS CON REGLAS

FECHA DE CORTE 31/07/2015
 PERIODO DE MOVIMIENTO (01 Julio a 31 Julio)

Cifras en pesos

CODIGO	CONCEPTO	SALDO INICIAL DEBITO	SALDO INICIAL CREDITO	MOVIMIENTO DEBITO	MOVIMIENTO CREDITO	SALDO FINAL DEBITO	SALDO FINAL CREDITO
2-4-25-24-01	EMBARGOS JUDICIALES	0.00	0.00	6,296,332.00	6,296,332.00	0.00	0.00
2-4-25-32	APORTES RIESGOS PROFESIONALES	0.00	48,327,561.00	48,332,361.00	51,007,061.00	0.00	51,002,261.00
2-4-25-32-01	APORTES RIESGOS PROFESIONALES	0.00	45,819,261.00	45,819,261.00	48,544,061.00	0.00	48,544,061.00
2-4-25-32-02	APORTES RIESGOS PROFESIONALES-CONTRATISTAS	0.00	2,508,300.00	2,513,100.00	2,463,000.00	0.00	2,458,200.00
2-4-25-33	FONDO DE SOLIDARIDAD Y GARANTIA EN SALUD	0.00	23,430,800.00	23,430,800.00	23,132,400.00	0.00	23,132,400.00
2-4-25-33-01	FONDO SOLIDARIDAD Y GARANTIA EN SALUD	0.00	22,088,400.00	22,088,400.00	22,132,200.00	0.00	22,132,200.00
2-4-25-33-02	FONDO SOLIDARIDAD Y GARANTIA EN SALUD-CONTRATISTAS	0.00	1,342,400.00	1,342,400.00	1,000,200.00	0.00	1,000,200.00
2-4-25-41	APORTES ESC.INDUS., INST.TEC, Y ESAP	0.00	105,387,090.00	105,387,090.00	49,935,435.00	0.00	49,935,435.00
2-4-25-41-01	APORTES ESC.INDUS., INST.TEC, Y ESAP	0.00	105,387,090.00	105,387,090.00	49,935,435.00	0.00	49,935,435.00
2-4-25-46	CONTRATOS DE MEDICINA PREPAGADA	0.00	0.00	9,465,940.00	9,465,940.00	0.00	0.00
2-4-25-46-01	CONTRATOS DE MED. PREPAGA Y COMPLEMENTA	0.00	0.00	9,465,940.00	9,465,940.00	0.00	0.00
2-4-25-90	OTROS ACREEDORES	0.00	0.00	52,792,507.00	52,792,507.00	0.00	0.00
2-4-25-90-01	OTROS ACREEDORES	0.00	0.00	29,087,507.00	29,087,507.00	0.00	0.00
2-4-25-90-02	APORTES A.F.C.	0.00	0.00	16,105,000.00	16,105,000.00	0.00	0.00
2-4-25-90-03	APORTES A.F.P.	0.00	0.00	7,600,000.00	7,600,000.00	0.00	0.00
2-4-36	RETENCION EN LA FUENTE E IMPUESTO DE TIMBRE	0.00	71,656,216.00	382,481,046.00	373,366,520.00	0.00	62,541,690.00
2-4-36-03	HONORARIOS	0.00	0.00	24,223,714.00	24,223,714.00	0.00	0.00
2-4-36-03-01	HONORARIOS	0.00	0.00	24,223,714.00	24,223,714.00	0.00	0.00
2-4-36-05	SERVICIOS	0.00	0.00	27,137,275.00	27,137,275.00	0.00	0.00
2-4-36-05-01	SERVICIOS	0.00	0.00	27,137,275.00	27,137,275.00	0.00	0.00
2-4-36-06	ARRENDAMIENTOS	0.00	0.00	211,923.00	211,923.00	0.00	0.00
2-4-36-06-01	ARRENDAMIENTOS	0.00	0.00	211,923.00	211,923.00	0.00	0.00
2-4-36-08	COMPRAS	0.00	0.00	1,796,168.00	1,796,168.00	0.00	0.00
2-4-36-08-01	COMPRAS	0.00	0.00	1,796,168.00	1,796,168.00	0.00	0.00
2-4-36-15	A EMPLEADOS ARTICULO 383 E.T.	0.00	38,171,842.00	135,340,607.00	128,932,245.00	0.00	31,763,480.00
2-4-36-15-01	ART 383 E.T. A CONTRATISTAS	0.00	38,069,542.00	65,774,207.00	59,365,845.00	0.00	31,661,180.00
2-4-36-15-02	ART 383 E.T. A PERSONAL POR FUNCIONAMIENTO E INVERSIÓN POR NÓMINA	0.00	102,300.00	69,566,400.00	69,566,400.00	0.00	102,300.00
2-4-36-16	A EMPLEADOS ARTICULO 384 E.T.	0.00	0.00	18,574,400.00	18,585,394.00	0.00	10,994.00
2-4-36-16-01	ART 383 E.T. A CONTRATISTAS	0.00	0.00	0.00	10,994.00	0.00	10,994.00
2-4-36-16-02	ART 384 E.T. A PERSONAL POR FUNCIONAMIENTO E INVERSIÓN POR NÓMINA	0.00	0.00	18,574,400.00	18,574,400.00	0.00	0.00
2-4-36-25	IMPUESTOS A LAS VENTAS RETENIDO POR CONSIGNAR	0.00	3,577,434.00	30,874,394.00	30,271,478.00	0.00	2,974,518.00

DEPARTAMENTO CUNDINAMARCA
 MUNICIPIO BOGOTA DISTRITO CAPITAL
 ENTIDAD SECRETARIA GENERAL DE LA ALCALDIA MAYOR DE BOGOTA D.C.
 CODIGO 210111001104

SALDOS CON REGLAS

FECHA DE CORTE 31/07/2015
 PERIODO DE MOVIMIENTO (01 Julio a 31 Julio)

Cifras en pesos

CODIGO	CONCEPTO	SALDO INICIAL DEBITO	SALDO INICIAL CREDITO	MOVIMIENTO DEBITO	MOVIMIENTO CREDITO	SALDO FINAL DEBITO	SALDO FINAL CREDITO
2-4-36-25-01	IMPUESTO A LAS VENTAS RETENIDO POR CONSIGNAR	0.00	3,577,434.00	30,874,394.00	30,271,478.00	0.00	2,974,518.00
2-4-36-27	RETENCIÓN DE IMPUESTO DE INDUSTRIA Y COMERCIO POR COMPRAS	0.00	8,706,204.00	23,978,956.00	23,402,216.00	0.00	8,129,464.00
2-4-36-27-01	RETENCIÓN DE IMPUESTO DE INDUSTRIA Y COMERCIO POR COMPRAS	0.00	8,706,204.00	23,978,956.00	23,402,216.00	0.00	8,129,464.00
2-4-36-90	OTRAS RETENCIONES	0.00	21,200,736.00	120,343,609.00	118,806,107.00	0.00	19,663,234.00
2-4-36-90-00	ESTAMPILLA UNIVERSIDAD DISTRITAL	0.00	21,200,736.00	120,343,609.00	118,806,107.00	0.00	19,663,234.00
2-4-36-90-00-1	ESTAMPILLA UNIVERSIDAD DISTRITAL	0.00	10,600,374.00	85,365,729.00	84,596,975.00	0.00	9,831,620.00
2-4-36-90-00-2	ESTAMPILLA PROCULTURA	0.00	5,300,181.00	17,488,940.00	17,104,566.00	0.00	4,915,807.00
2-4-36-90-00-3	ESTAMPILLA PROADULTO MAYOR	0.00	5,300,181.00	17,488,940.00	17,104,566.00	0.00	4,915,807.00
2-4-45	ADQUISICIÓN DE BIENES Y SERVICIOS NACIONALES	0.00	2,895,231.00	7,770,081.00	5,973,697.00	0.00	1,098,847.00
2-4-45-02	ADQUISICIÓN DE BIENES Y SERVICIOS NACIONALES	0.00	2,895,231.00	7,770,081.00	5,973,697.00	0.00	1,098,847.00
2-4-45-02-01	Iva venta de servicios	0.00	2,895,231.00	7,770,081.00	5,973,697.00	0.00	1,098,847.00
2-5	OBLIGACIONES LABORALES Y DE SEGURIDAD SOC.INTEGRAL	0.00	412,860,302.00	3,112,259,405.00	2,893,180,263.00	0.00	193,781,160.00
2-5-05	SALARIOS Y PRESTACIONES SOCIALES	0.00	412,860,302.00	3,112,259,405.00	2,893,180,263.00	0.00	193,781,160.00
2-5-05-01	NOMINA POR PAGAR	0.00	0.00	2,618,499,107.00	2,618,499,107.00	0.00	0.00
2-5-05-01-01	NOMINA POR PAGAR	0.00	0.00	2,618,499,107.00	2,618,499,107.00	0.00	0.00
2-5-05-02	CESANTIAS	0.00	412,638,643.00	410,692,778.00	191,613,636.00	0.00	193,559,501.00
2-5-05-02-01	CESANTIAS	0.00	412,638,643.00	410,692,778.00	191,613,636.00	0.00	193,559,501.00
2-5-05-03	INTERESES SOBRE CESANTIAS	0.00	221,659.00	103,185.00	103,185.00	0.00	221,659.00
2-5-05-03-01	INTERESES SOBRE CESANTIAS	0.00	221,659.00	103,185.00	103,185.00	0.00	221,659.00
2-5-05-12	BONIFICACIONES	0.00	0.00	82,964,335.00	82,964,335.00	0.00	0.00
2-5-05-12-01	BONIFICACIONES	0.00	0.00	82,964,335.00	82,964,335.00	0.00	0.00
2-7	PASIVOS ESTIMADOS	0.00	9,276,672,988.00	12,558,446.00	2,382,271,581.00	0.00	11,646,386,123.00
2-7-15	PROVISION PARA PRESTACIONES SOCIALES	0.00	9,276,672,988.00	12,558,446.00	2,382,271,581.00	0.00	11,646,386,123.00
2-7-15-01	CESANTIAS	0.00	4,367,051,712.00	12,558,446.00	1,759,259,045.00	0.00	6,113,752,311.00
2-7-15-01-01	CESANTIAS	0.00	4,367,051,712.00	12,558,446.00	1,759,259,045.00	0.00	6,113,752,311.00
2-7-15-02	INTERESES SOBRE CESANTIAS	0.00	18,544,250.00	0.00	2,784,206.00	0.00	21,328,456.00
2-7-15-02-01	INTERESES SOBRE CESANTIAS	0.00	18,544,250.00	0.00	2,784,206.00	0.00	21,328,456.00
2-7-15-03	VACACIONES	0.00	2,094,560,120.00	0.00	200,069,331.00	0.00	2,294,629,451.00
2-7-15-03-01	VACACIONES	0.00	2,094,560,120.00	0.00	200,069,331.00	0.00	2,294,629,451.00
2-7-15-04	PRIMA DE SERVICIOS	0.00	22,322,864.00	0.00	0.00	0.00	22,322,864.00
2-7-15-04-01	PRIMA DE SERVICIOS	0.00	22,322,864.00	0.00	0.00	0.00	22,322,864.00

DEPARTAMENTO CUNDINAMARCA
 MUNICIPIO BOGOTA DISTRITO CAPITAL
 ENTIDAD SECRETARIA GENERAL DE LA ALCALDIA MAYOR DE BOGOTA D.C.
 CODIGO 210111001104

SALDOS CON REGLAS

FECHA DE CORTE 31/07/2015
 PERIODO DE MOVIMIENTO (01 Julio a 31 Julio)

Cifras en pesos

CODIGO	CONCEPTO	SALDO INICIAL DEBITO	SALDO INICIAL CREDITO	MOVIMIENTO DEBITO	MOVIMIENTO CREDITO	SALDO FINAL DEBITO	SALDO FINAL CREDITO
2-7-15-06	PRIMA DE VACACIONES	0.00	629,636,048.00	0.00	136,391,601.00	0.00	766,027,649.00
2-7-15-06-01	PRIMA DE VACACIONES	0.00	629,636,048.00	0.00	136,391,601.00	0.00	766,027,649.00
2-7-15-07	BONIFICACIONES	0.00	12,343,871.00	0.00	5,345,453.00	0.00	17,689,324.00
2-7-15-07-01	BONIFICACIÓN TERRITORIAL	0.00	2,620,494.00	0.00	1,068,834.00	0.00	3,689,328.00
2-7-15-07-02	BONIFICACIÓN DE DIRECCIÓN	0.00	9,723,377.00	0.00	4,276,619.00	0.00	13,999,996.00
2-7-15-09	PRIMA DE NAVIDAD	0.00	2,132,214,123.00	0.00	278,421,945.00	0.00	2,410,636,068.00
2-7-15-09-01	PRIMA DE NAVIDAD	0.00	2,132,214,123.00	0.00	278,421,945.00	0.00	2,410,636,068.00
3	PATRIMONIO	0.00	107,748,083,923.20	699,945,623.00	15,105,215,216.00	0.00	122,153,353,516.20
3-1	HACIENDA PUBLICA	0.00	107,748,083,923.20	699,945,623.00	15,105,215,216.00	0.00	122,153,353,516.20
3-1-05	CAPITAL FISCAL	0.00	105,823,918,184.20	205,402,065.00	14,962,982,082.00	0.00	120,581,498,201.20
3-1-05-03	DISTRITO	0.00	105,823,918,184.20	205,402,065.00	14,962,982,082.00	0.00	120,581,498,201.20
3-1-05-03-01	DISTRITO	-105,823,918,184.20	0.00	205,402,065.00	14,962,982,082.00	-120,581,498,201.20	0.00
3-1-05-03-01-00	DISTRITO	-105,823,918,184.20	0.00	205,402,065.00	14,962,982,082.00	-120,581,498,201.20	0.00
3-1-05-03-01-00-00	DISTRITO	0.00	-708,245,090,861.32	0.00	0.00	0.00	-708,245,090,861.32
3-1-05-03-01-00-30	GASTOS DE INVERSIÓN	0.00	357,223,238,905.30	0.00	8,314,417,392.00	0.00	365,537,656,297.30
3-1-05-03-01-00-30-01	INVERSIÓN	0.00	32,757,623,758.00	0.00	8,314,417,392.00	0.00	41,072,041,150.00
3-1-05-03-01-00-30-02	TRANSFERENCIAS AL DADEP	109,747,992,714.76	0.00	0.00	0.00	109,747,992,714.76	0.00
3-1-05-03-01-00-30-04	TRANSFERENCIAS A SECRETARIA DE EDUCACIÓN (wif- escuelas)	7,049,105,223.32	0.00	0.00	0.00	7,049,105,223.32	0.00
3-1-05-03-01-00-30-05	TRANSFERENCIA A LA SCRE. DE LA MUJER	1,425,968,322.64	0.00	0.00	0.00	1,425,968,322.64	0.00
3-1-05-03-01-00-30-06	TRANSFERENCIAS A LA SECRET. DE GOBIERNO def	1,481,914,376.46	0.00	0.00	0.00	1,481,914,376.46	0.00
3-1-05-03-01-00-30-07	TRANSFERENC INST. DISTR.DE LA PARTICIPACION Y ACCION COMUNAL-IDPAC	236,609,000.00	0.00	0.00	0.00	236,609,000.00	0.00
3-1-05-03-01-00-30-98	INVERSIÓN - CUENTA DE ENLACE CIERRE	0.00	444,407,204,784.48	0.00	0.00	0.00	444,407,204,784.48
3-1-05-03-01-00-31	RECURSOS DISTRITO (OTRO)	0.00	1,253,105,733.00	0.00	124,483,852.00	0.00	1,377,589,585.00
3-1-05-03-01-00-31-22	MEJORA. Y DIVERSIF.DEL ACCSES. A SERVICIO	0.00	1,253,105,733.00	0.00	124,483,852.00	0.00	1,377,589,585.00
3-1-05-03-01-00-50	INGRESOS, BIENES, DERECHOS RECIBIDOS	20,584,609,566.71	0.00	205,402,065.00	0.00	20,790,011,631.71	0.00
3-1-05-03-01-00-50-01	INGRESOS, BIENES, DERECHOS RECIBIDOS	1,654,138,075.00	0.00	205,402,065.00	0.00	1,859,540,140.00	0.00
3-1-05-03-01-00-50-98	INGR.BIENES YDERECHOS-CUENTA DE ENLACE C	18,930,471,491.71	0.00	0.00	0.00	18,930,471,491.71	0.00
3-1-05-03-01-00-60	GASTOS DE FUNCIONAMIENTO	0.00	476,177,273,973.93	0.00	6,524,080,838.00	0.00	482,701,354,811.93
3-1-05-03-01-00-60-01	GASTOS DE PERSONAL	0.00	30,473,266,266.00	0.00	5,180,098,438.00	0.00	35,653,364,704.00
3-1-05-03-01-00-60-02	GASTOS GENERALES	0.00	9,494,026,674.00	0.00	1,343,982,400.00	0.00	10,838,009,074.00
3-1-05-03-01-00-60-98	GASTOS DE FUNC-CTA CIERRE AÑOS ANTERIORES	0.00	436,209,981,033.93	0.00	0.00	0.00	436,209,981,033.93
3-1-20	SUPERAVIT POR DONACIÓN	0.00	4,595,920,444.00	0.00	36,305,000.00	0.00	4,632,225,444.00

DEPARTAMENTO CUNDINAMARCA
 MUNICIPIO BOGOTA DISTRITO CAPITAL
 ENTIDAD SECRETARIA GENERAL DE LA ALCALDIA MAYOR DE BOGOTA D.C.
 CODIGO 210111001104

SALDOS CON REGLAS

FECHA DE CORTE 31/07/2015
 PERIODO DE MOVIMIENTO (01 Julio a 31 Julio)

Cifras en pesos

CODIGO	CONCEPTO	SALDO INICIAL DEBITO	SALDO INICIAL CREDITO	MOVIMIENTO DEBITO	MOVIMIENTO CREDITO	SALDO FINAL DEBITO	SALDO FINAL CREDITO
3-1-20-02	EN ESPECIE	0.00	4,595,920,444.00	0.00	36,305,000.00	0.00	4,632,225,444.00
3-1-20-02-01	EN ESPECIE	0.00	4,595,920,444.00	0.00	36,305,000.00	0.00	4,632,225,444.00
3-1-25	PATRIMONIO PÚBLICO INCORPORADO	0.00	35,438,000.00	0.00	0.00	0.00	35,438,000.00
3-1-25-25	BIENES	0.00	35,438,000.00	0.00	0.00	0.00	35,438,000.00
3-1-25-25-01	BIENES RECIBIDOS	0.00	35,438,000.00	0.00	0.00	0.00	35,438,000.00
3-1-28	PROVISIONES, AGOTAMIENTO, DEPREC. Y AMORTIZACIONES	2,707,192,705.00	0.00	494,543,558.00	105,928,134.00	3,095,808,129.00	0.00
3-1-28-04	DEPRECIACIÓN DE PROPIEDADES, PLANTA Y EQUIPO	2,186,507,462.00	0.00	435,841,494.00	105,928,134.00	2,516,420,822.00	0.00
3-1-28-04-01	DEPRECIAC. DE PROPIEDADES, PLAN, Y EQUIPO	2,186,507,462.00	0.00	435,841,494.00	105,928,134.00	2,516,420,822.00	0.00
3-1-28-07	AMORTIZACIÓN DE OTROS ACTIVOS	520,685,243.00	0.00	58,702,064.00	0.00	579,387,307.00	0.00
3-1-28-07-01	AMORTIZACIÓN DE SOFTWARE	520,685,243.00	0.00	58,702,064.00	0.00	579,387,307.00	0.00
4	INGRESOS	0.00	1,002,000,821.04	0.00	188,218,364.43	0.00	1,190,219,185.47
4-1	INGRESOS FISCALES	0.00	561,095,875.00	0.00	99,988,331.00	0.00	661,084,206.00
4-1-10	NO TRIBUTARIOS	0.00	561,095,875.00	0.00	99,988,331.00	0.00	661,084,206.00
4-1-10-90	OTROS INGRESOS NO TRIBUTARIOS	0.00	561,095,875.00	0.00	99,988,331.00	0.00	661,084,206.00
4-1-10-90-01	INGRESOS NO TRIBUTARIOS POR ADMINISTRACIÓN	0.00	561,095,875.00	0.00	99,988,331.00	0.00	661,084,206.00
4-8	OTROS INGRESOS	0.00	440,904,946.04	0.00	88,230,033.43	0.00	529,134,979.47
4-8-08	OTROS INGRESOS ORDINARIOS	0.00	250,351,235.00	0.00	41,493,097.00	0.00	291,844,332.00
4-8-08-17	OTROS INGRESOS ORDINARIOS	0.00	250,351,235.00	0.00	41,493,097.00	0.00	291,844,332.00
4-8-08-17-01	Otros ingresos ordinarios arrendamientos	0.00	250,351,235.00	0.00	41,493,097.00	0.00	291,844,332.00
4-8-10	EXTRAORDINARIOS	0.00	190,553,711.04	0.00	46,736,936.43	0.00	237,290,647.47
4-8-10-08	RECUPERACIONES	0.00	190,553,711.04	0.00	46,736,936.43	0.00	237,290,647.47
4-8-10-08-01	RECUPERACIONES	0.00	190,553,711.04	0.00	46,736,936.43	0.00	237,290,647.47
5	GASTOS	72,739,981,651.70	0.00	19,060,033,988.15	41,313,495.00	91,758,702,144.85	0.00
5-1	DE ADMINISTRACION	37,819,999,699.40	0.00	6,441,474,094.80	41,313,495.00	44,220,160,299.20	0.00
5-1-01	SUELDOS Y SALARIOS	23,899,687,204.00	0.00	4,195,514,660.00	13,496,427.00	28,081,705,437.00	0.00
5-1-01-01	SUELDOS DE PERSONAL	9,263,196,105.00	0.00	1,565,731,862.00	7,237,808.00	10,821,690,159.00	0.00
5-1-01-01-01	SUELDOS DE PERSONAL	9,263,196,105.00	0.00	1,565,731,862.00	7,237,808.00	10,821,690,159.00	0.00
5-1-01-03	HORAS EXTRAS Y FESTIVOS	476,981,779.00	0.00	67,332,237.00	0.00	544,314,016.00	0.00
5-1-01-03-01	HORAS EXTRAS Y FESTIVOS	476,981,779.00	0.00	67,332,237.00	0.00	544,314,016.00	0.00
5-1-01-05	GASTOS DE REPRESENTACION	655,745,484.00	0.00	109,463,066.00	1,326,803.00	763,881,747.00	0.00
5-1-01-05-01	GASTOS DE REPRESENTACION	655,745,484.00	0.00	109,463,066.00	1,326,803.00	763,881,747.00	0.00
5-1-01-13	PRIMA DE VACACIONES	658,044,381.00	0.00	232,211,981.00	0.00	890,256,362.00	0.00

DEPARTAMENTO CUNDINAMARCA
 MUNICIPIO BOGOTA DISTRITO CAPITAL
 ENTIDAD SECRETARIA GENERAL DE LA ALCALDIA MAYOR DE BOGOTA D.C.
 CODIGO 210111001104

SALDOS CON REGLAS

FECHA DE CORTE 31/07/2015
 PERIODO DE MOVIMIENTO (01 Julio a 31 Julio)

Cifras en pesos

CODIGO	CONCEPTO	SALDO INICIAL DEBITO	SALDO INICIAL CREDITO	MOVIMIENTO DEBITO	MOVIMIENTO CREDITO	SALDO FINAL DEBITO	SALDO FINAL CREDITO
5-1-01-13-01	PRIMA DE VACACIONES	658,044,381.00	0.00	232,211,981.00	0.00	890,256,362.00	0.00
5-1-01-14	PRIMA DE NAVIDAD	1,559,288,394.00	0.00	204,313,862.00	0.00	1,763,602,256.00	0.00
5-1-01-14-01	PRIMA DE NAVIDAD	1,559,288,394.00	0.00	204,313,862.00	0.00	1,763,602,256.00	0.00
5-1-01-17	VACACIONES	1,228,647,847.00	0.00	160,909,554.00	0.00	1,389,557,401.00	0.00
5-1-01-17-01	VACACIONES	1,228,647,847.00	0.00	160,909,554.00	0.00	1,389,557,401.00	0.00
5-1-01-18	BONIFICACIÓN ESPECIAL DE RECREACIÓN	52,831,741.00	0.00	12,517,320.00	0.00	65,349,061.00	0.00
5-1-01-18-01	BONIFICACIÓN ESPECIAL DE RECREACIÓN	52,831,741.00	0.00	12,517,320.00	0.00	65,349,061.00	0.00
5-1-01-19	BONIFICACIONES	35,867,626.00	0.00	5,345,453.00	0.00	41,213,079.00	0.00
5-1-01-19-01	BONIFICACIONES	35,867,626.00	0.00	5,345,453.00	0.00	41,213,079.00	0.00
5-1-01-23	AUXILIO DE TRANSPORTE	83,163,055.00	0.00	14,010,652.00	17,267.00	97,156,440.00	0.00
5-1-01-23-01	AUXILIO DE TRANSPORTE	83,163,055.00	0.00	14,010,652.00	17,267.00	97,156,440.00	0.00
5-1-01-24	CESANTIAS	4,157,114,498.00	0.00	1,373,312,709.00	0.00	5,530,427,207.00	0.00
5-1-01-24-01	CESANTIAS	4,157,114,498.00	0.00	1,373,312,709.00	0.00	5,530,427,207.00	0.00
5-1-01-25	INTERESES A LAS CESANTIAS	14,613,296.00	0.00	2,012,580.00	0.00	16,625,876.00	0.00
5-1-01-25-01	INTERESES A LAS CESANTIAS	14,613,296.00	0.00	2,012,580.00	0.00	16,625,876.00	0.00
5-1-01-30	CAPACITACION, BIENESTAR SOCIAL Y ESTIMUL	34,842,085.00	0.00	0.00	0.00	34,842,085.00	0.00
5-1-01-30-01	CAPACIT.,BIENESTAR SOCIAL Y ESTIMULOS	34,842,085.00	0.00	0.00	0.00	34,842,085.00	0.00
5-1-01-47	VIATICOS	53,158,861.00	0.00	21,042,882.00	0.00	74,201,743.00	0.00
5-1-01-47-01	VIATICOS	53,158,861.00	0.00	21,042,882.00	0.00	74,201,743.00	0.00
5-1-01-50	BONIFICACION POR SERVICIOS PRESTADOS	670,840,755.00	0.00	56,789,895.00	1,543,867.00	726,086,783.00	0.00
5-1-01-50-01	BONIFICACION POR SERVICIOS PRESTADOS	415,065,026.00	0.00	51,643,740.00	0.00	466,708,766.00	0.00
5-1-01-50-02	RECONOCIMIENTO POR PERMANENCIA	255,775,729.00	0.00	5,146,155.00	1,543,867.00	259,378,017.00	0.00
5-1-01-52	PRIMA DE SERVICIOS	2,625,580,867.00	0.00	2,150,092.00	1,297,035.00	2,626,433,924.00	0.00
5-1-01-52-01	PRIMA DE SERVICIOS	2,625,580,867.00	0.00	2,150,092.00	1,297,035.00	2,626,433,924.00	0.00
5-1-01-60	SUBSIDIO DE ALIMENTACION	64,634,562.00	0.00	10,790,042.00	11,612.00	75,412,992.00	0.00
5-1-01-60-01	SUBSIDIO DE ALIMENTACION	64,634,562.00	0.00	10,790,042.00	11,612.00	75,412,992.00	0.00
5-1-01-64	OTRAS PRIMAS	2,265,135,868.00	0.00	357,580,473.00	2,062,035.00	2,620,654,306.00	0.00
5-1-01-64-01	PRIMA TECNICA	2,013,167,497.00	0.00	317,642,054.00	2,051,844.00	2,328,757,707.00	0.00
5-1-01-64-02	PRIMA DE ANTIGUEDAD	229,782,122.00	0.00	36,354,334.00	10,191.00	266,126,265.00	0.00
5-1-01-64-03	PRIMA SECRETARIAL	5,374,490.00	0.00	892,258.00	0.00	6,266,748.00	0.00
5-1-01-64-04	PRIMA DE RIESGO	16,811,759.00	0.00	2,691,827.00	0.00	19,503,586.00	0.00
5-1-02	CONTRIBUCIONES IMPUTADAS	67,441,337.00	0.00	10,594,143.00	0.00	78,035,480.00	0.00

DEPARTAMENTO CUNDINAMARCA
 MUNICIPIO BOGOTA DISTRITO CAPITAL
 ENTIDAD SECRETARIA GENERAL DE LA ALCALDIA MAYOR DE BOGOTA D.C.
 CODIGO 210111001104

SALDOS CON REGLAS

FECHA DE CORTE 31/07/2015
 PERIODO DE MOVIMIENTO (01 Julio a 31 Julio)

Cifras en pesos

CODIGO	CONCEPTO	SALDO INICIAL DEBITO	SALDO INICIAL CREDITO	MOVIMIENTO DEBITO	MOVIMIENTO CREDITO	SALDO FINAL DEBITO	SALDO FINAL CREDITO
5-1-02-01	INCAPACIDADES	67,441,337.00	0.00	10,594,143.00	0.00	78,035,480.00	0.00
5-1-02-01-01	INCAPACIDADES	67,441,337.00	0.00	10,594,143.00	0.00	78,035,480.00	0.00
5-1-03	CONTRIBUCIONES EFECTIVAS	3,366,415,632.00	0.00	541,287,503.00	0.00	3,907,703,135.00	0.00
5-1-03-02	APORTES A CAJAS DE COMPENSACION FLIAR.	643,125,560.00	0.00	90,922,240.00	0.00	734,047,800.00	0.00
5-1-03-02-01	APORTES A CAJAS DE COMPENSACION FLIAR.	643,125,560.00	0.00	90,922,240.00	0.00	734,047,800.00	0.00
5-1-03-03	COTIZACIONES A SEGURIDAD SOCIAL EN SALUD	1,088,668,549.00	0.00	180,427,972.00	0.00	1,269,096,521.00	0.00
5-1-03-03-01	COTIZACIONES A SEGURIDAD SOCIAL EN SALUD	1,088,668,549.00	0.00	180,427,972.00	0.00	1,269,096,521.00	0.00
5-1-03-05	COTIZACIONES A RIESGOS PROFESIONALES	98,821,883.00	0.00	15,887,261.00	0.00	114,709,144.00	0.00
5-1-03-05-01	COTIZACIONES A RIESGOS PROFESIONALES	98,821,883.00	0.00	15,887,261.00	0.00	114,709,144.00	0.00
5-1-03-06	COTIZAC.A ENTID.ADMINIS.REGIMEN PRIMA ME	817,421,620.00	0.00	140,006,040.00	0.00	957,427,660.00	0.00
5-1-03-06-01	COTIZ.A ENTID.ADMINIS.REGIMEN PRIMA MEDIA	817,421,620.00	0.00	140,006,040.00	0.00	957,427,660.00	0.00
5-1-03-07	COTIZAC.ENTID.ADMINIST.REGIMEN AHORR.IND	718,378,020.00	0.00	114,043,990.00	0.00	832,422,010.00	0.00
5-1-03-07-01	COTIZAC.ENTIDAD.ADM.REGIMEN AHORR.INDIV.	718,378,020.00	0.00	114,043,990.00	0.00	832,422,010.00	0.00
5-1-04	APORTES SOBRE LA NOMINA	803,906,950.00	0.00	113,652,800.00	0.00	917,559,750.00	0.00
5-1-04-01	APORTES ICBF	482,344,170.00	0.00	68,191,680.00	0.00	550,535,850.00	0.00
5-1-04-01-01	APORTES ICBF	482,344,170.00	0.00	68,191,680.00	0.00	550,535,850.00	0.00
5-1-04-02	APORTES SENA	80,390,695.00	0.00	11,365,280.00	0.00	91,755,975.00	0.00
5-1-04-02-01	APORTES SENA	80,390,695.00	0.00	11,365,280.00	0.00	91,755,975.00	0.00
5-1-04-03	APORTES ESAP	80,390,695.00	0.00	11,365,280.00	0.00	91,755,975.00	0.00
5-1-04-03-01	APORTES ESAP	80,390,695.00	0.00	11,365,280.00	0.00	91,755,975.00	0.00
5-1-04-04	APORT.ESC.INDUSTR.E INST.TECNICOS	160,781,390.00	0.00	22,730,560.00	0.00	183,511,950.00	0.00
5-1-04-04-01	APORT.ESC.INDUSTR.E INST.TECNICOS	160,781,390.00	0.00	22,730,560.00	0.00	183,511,950.00	0.00
5-1-11	GASTOS GENERALES	9,682,548,576.40	0.00	1,580,424,988.80	27,817,068.00	11,235,156,497.20	0.00
5-1-11-11	COMISIONES, HONORARIOS Y SERVICIOS	151,738,310.00	0.00	16,520,847.00	0.00	168,259,157.00	0.00
5-1-11-11-01	COMISIONES, HONORARIOS Y SERVICIOS	151,738,310.00	0.00	16,520,847.00	0.00	168,259,157.00	0.00
5-1-11-13	VIGILANCIA Y SEGURIDAD	0.00	0.00	357,417,018.00	0.00	357,417,018.00	0.00
5-1-11-13-01	VIGILANCIA Y SEGURIDAD	0.00	0.00	357,417,018.00	0.00	357,417,018.00	0.00
5-1-11-14	MATERIALES Y SUMINISTROS	393,329,915.37	0.00	63,104,652.27	27,817,068.00	428,617,499.64	0.00
5-1-11-14-01	MATERIALES Y SUMINISTROS	382,618,562.33	0.00	37,976,620.79	27,817,068.00	392,778,115.12	0.00
5-1-11-14-13	HERRAMIENTAS Y ACCESORIOS	0.00	0.00	3,107,224.16	0.00	3,107,224.16	0.00
5-1-11-14-18	EQUIPO Y MAQUINARIA PARA OFICINA	1,313,120.00	0.00	0.00	0.00	1,313,120.00	0.00
5-1-11-14-20	LIBROS Y BIBLIOTECAS DE ESTUDIO	0.00	0.00	21,896,300.00	0.00	21,896,300.00	0.00

DEPARTAMENTO
MUNICIPIO
ENTIDAD
CODIGO

CUNDINAMARCA
BOGOTA DISTRITO CAPITAL
SECRETARIA GENERAL DE LA ALCALDIA MAYOR DE BOGOTA D.C.
210111001104

SALDOS CON REGLAS

FECHA DE CORTE
PERIODO DE MOVIMIENTO

31/07/2015
(01 Julio a 31 Julio)

Cifras en pesos

CODIGO	CONCEPTO	SALDO INICIAL DEBITO	SALDO INICIAL CREDITO	MOVIMIENTO DEBITO	MOVIMIENTO CREDITO	SALDO FINAL DEBITO	SALDO FINAL CREDITO
5-1-11-14-21	MOBILIARIO Y ENSERES	5,442,240.92	0.00	0.00	0.00	5,442,240.92	0.00
5-1-11-14-22	EQUIPO Y MAQUINARIA PARA COMUNICACIÓN	1,686,062.72	0.00	0.00	0.00	1,686,062.72	0.00
5-1-11-14-23	EQUIPO DE COMPUTACIÓN Y ACCESORIOS	2,044,930.00	0.00	0.00	0.00	2,044,930.00	0.00
5-1-11-14-25	EQUIPO DE TRANSPORTE	0.00	0.00	124,507.32	0.00	124,507.32	0.00
5-1-11-14-26	EQUIPO Y MAQUINARIA PARA COMEDOR	224,999.40	0.00	0.00	0.00	224,999.40	0.00
5-1-11-15	MANTENIMIENTO	4,002,161,338.20	0.00	173,326,650.53	0.00	4,175,487,988.73	0.00
5-1-11-15-01	MANTENIMIENTO	4,002,161,338.20	0.00	173,326,650.53	0.00	4,175,487,988.73	0.00
5-1-11-16	REPARACIONES	134,938,626.00	0.00	22,489,771.00	0.00	157,428,397.00	0.00
5-1-11-16-01	REPARACIONES CADES	134,938,626.00	0.00	22,489,771.00	0.00	157,428,397.00	0.00
5-1-11-17	SERVICIOS PUBLICOS	1,004,726,908.00	0.00	177,553,999.00	0.00	1,182,280,907.00	0.00
5-1-11-17-01	SERVICIOS PUBLICOS	1,004,726,908.00	0.00	177,553,999.00	0.00	1,182,280,907.00	0.00
5-1-11-18	ARRENDAMIENTOS	436,023,080.00	0.00	14,650,495.00	0.00	450,673,575.00	0.00
5-1-11-18-01	ARRENDAMIENTOS	436,023,080.00	0.00	14,650,495.00	0.00	450,673,575.00	0.00
5-1-11-20	PUBLICIDAD Y PROPAGANDA	0.00	0.00	80,000.00	0.00	80,000.00	0.00
5-1-11-20-01	PUBLICIDAD Y PROPAGANDA	0.00	0.00	80,000.00	0.00	80,000.00	0.00
5-1-11-21	IMPRESOS, PUBLIC. SUSCRIP.Y AFILIACIONES	75,328,331.00	0.00	853,700.00	0.00	76,182,031.00	0.00
5-1-11-21-01	IMPRESOS, PUBLIC.SUSCRIPC.Y AFILIACIONES	75,328,331.00	0.00	853,700.00	0.00	76,182,031.00	0.00
5-1-11-23	COMUNICACIONES Y TRANSPORTE	2,925,213,665.00	0.00	544,585,265.00	0.00	3,469,798,930.00	0.00
5-1-11-23-01	COMUNICACIONES Y TRANSPORTE	2,925,213,665.00	0.00	544,585,265.00	0.00	3,469,798,930.00	0.00
5-1-11-25	SEGUROS GENERALES	156,222,958.00	0.00	0.00	0.00	156,222,958.00	0.00
5-1-11-25-01	SEGUROS GENERALES	156,222,958.00	0.00	0.00	0.00	156,222,958.00	0.00
5-1-11-27	PROMOCION Y DIVULGACION	315,544,064.00	0.00	205,947,196.00	0.00	521,491,260.00	0.00
5-1-11-27-01	PROMOCION Y DIVULGACION	315,544,064.00	0.00	205,947,196.00	0.00	521,491,260.00	0.00
5-1-11-33	SEGURIDAD INDUSTRIAL	3,252,804.83	0.00	421,196.00	0.00	3,674,000.83	0.00
5-1-11-33-01	SEGURIDAD INDUSTRIAL	3,252,804.83	0.00	421,196.00	0.00	3,674,000.83	0.00
5-1-11-46	COMBUSTIBLES Y LUBRICANTES	63,790,315.00	0.00	3,314,499.00	0.00	67,104,814.00	0.00
5-1-11-46-01	COMBUSTIBLES Y LUBRICANTES	63,790,315.00	0.00	3,314,499.00	0.00	67,104,814.00	0.00
5-1-11-64	GASTOS LEGALES	1,678,261.00	0.00	159,700.00	0.00	1,837,961.00	0.00
5-1-11-64-01	GASTOS LEGALES	1,678,261.00	0.00	159,700.00	0.00	1,837,961.00	0.00
5-1-11-66	COSTAS PROCESALES	18,600,000.00	0.00	0.00	0.00	18,600,000.00	0.00
5-1-11-66-01	COSTAS PROCESALES	18,600,000.00	0.00	0.00	0.00	18,600,000.00	0.00
5-2	DE OPERACIÓN	34,375,964,867.00	0.00	11,387,698,671.00	0.00	45,763,663,538.00	0.00

DEPARTAMENTO CUNDINAMARCA
MUNICIPIO BOGOTA DISTRITO CAPITAL
ENTIDAD SECRETARIA GENERAL DE LA ALCALDIA MAYOR DE BOGOTA D.C.
CODIGO 210111001104

SALDOS CON REGLAS

FECHA DE CORTE 31/07/2015
PERIODO DE MOVIMIENTO (01 Julio a 31 Julio)

Cifras en pesos

CODIGO	CONCEPTO	SALDO INICIAL DEBITO	SALDO INICIAL CREDITO	MOVIMIENTO DEBITO	MOVIMIENTO CREDITO	SALDO FINAL DEBITO	SALDO FINAL CREDITO
5-2-11	GENERALES	34,375,964,867.00	0.00	11,387,698,671.00	0.00	45,763,663,538.00	0.00
5-2-11-06	ESTUDIOS Y PROYECTOS	34,375,964,867.00	0.00	11,387,698,671.00	0.00	45,763,663,538.00	0.00
5-2-11-06-14	Bogota Humana	34,375,964,867.00	0.00	11,387,698,671.00	0.00	45,763,663,538.00	0.00
5-2-11-06-14-02	Fortalecimiento de la función administrativa	124,023,385.00	0.00	34,108,800.00	0.00	158,132,185.00	0.00
5-2-11-06-14-02-72	Conservación adecuación dotación de la infraestructura	124,023,385.00	0.00	34,108,800.00	0.00	158,132,185.00	0.00
5-2-11-06-14-02-72-23	Conservación adecuación, dotación de la infraestructura	124,023,385.00	0.00	34,108,800.00	0.00	158,132,185.00	0.00
5-2-11-06-14-02-72-23-5	Sistemas de mejoramiento de la gestión	124,023,385.00	0.00	34,108,800.00	0.00	158,132,185.00	0.00
5-2-11-06-14-03	Comunicación Humana para el desarrollo y fortalec.	10,845,019,246.00	0.00	3,844,134,974.00	0.00	14,689,154,220.00	0.00
5-2-11-06-14-03-26	Comunicación Humana para el desarrollo y fortalec.	10,845,019,246.00	0.00	3,844,134,974.00	0.00	14,689,154,220.00	0.00
5-2-11-06-14-03-26-23	Sistemas de mejoramiento de la gestión de la capacidad operativa de las entidades	10,845,019,246.00	0.00	3,844,134,974.00	0.00	14,689,154,220.00	0.00
5-2-11-06-14-03-26-23-5	Sistemas de mejoramiento de la gestión de la capacidad operativa de las entidades	10,845,019,246.00	0.00	3,844,134,974.00	0.00	14,689,154,220.00	0.00
5-2-11-06-14-04	Bogotá Humana internacional	1,337,180,255.00	0.00	1,783,809,343.00	0.00	3,120,989,598.00	0.00
5-2-11-06-14-04-83	Gerencia jurídica garante de derechos	749,611,958.00	0.00	176,956,913.00	0.00	926,568,871.00	0.00
5-2-11-06-14-04-83-23	Gerencia jurídica garante de derechos	749,611,958.00	0.00	176,956,913.00	0.00	926,568,871.00	0.00
5-2-11-06-14-04-83-23-7	Gerencia jurídica integral	749,611,958.00	0.00	176,956,913.00	0.00	926,568,871.00	0.00
5-2-11-06-14-04-84	Sistema de mejoramiento de la gestión la Secretaria General	89,076,950.00	0.00	12,675,920.00	0.00	101,752,870.00	0.00
5-2-11-06-14-04-84-23	Sistema de mejoramiento de la gestión la Secretaria General	89,076,950.00	0.00	12,675,920.00	0.00	101,752,870.00	0.00
5-2-11-06-14-04-84-23-5	Sistemas de mejoramiento de la gestión de la capacidad operativa de las entidades	89,076,950.00	0.00	12,675,920.00	0.00	101,752,870.00	0.00
5-2-11-06-14-04-85	Bogotá Humana internacional	498,491,347.00	0.00	1,594,176,510.00	0.00	2,092,667,857.00	0.00
5-2-11-06-14-04-85-24	Liderazgo estratégico, cooperación integral e inversión con sentido social	498,491,347.00	0.00	1,594,176,510.00	0.00	2,092,667,857.00	0.00
5-2-11-06-14-04-85-24-5	Liderazgo estratégico, cooperación integral e inversión con sentido social	498,491,347.00	0.00	1,594,176,510.00	0.00	2,092,667,857.00	0.00
5-2-11-06-14-06	Liderazgo estratégico, cooperación integral e inversión sentido social	287,121,042.00	0.00	214,361,281.00	0.00	501,482,323.00	0.00
5-2-11-06-14-06-55	Implementación del sistema de gestión documental y archivos en la Secretaría General	176,553,165.00	0.00	177,226,884.00	0.00	353,780,049.00	0.00
5-2-11-06-14-06-55-23	Implementación del sistema de gestión documental y archivos en la Secretaría General	176,553,165.00	0.00	177,226,884.00	0.00	353,780,049.00	0.00
5-2-11-06-14-06-55-23-5	Sistemas de mejoramiento de la gestión de la capacidad operativa de las entidades	176,553,165.00	0.00	177,226,884.00	0.00	353,780,049.00	0.00
5-2-11-06-14-06-87	FORTALECIMIENTO DE LA CAPAC INST PARA IDENTI, PREV Y RESOL PROBL DE CORRUP Y...	110,567,877.00	0.00	37,134,397.00	0.00	147,702,274.00	0.00
5-2-11-06-14-06-87-22	FORTALECIMIENTO DE LA CAPAC INST PARA IDENTI, PREV Y RESOL PROBL DE CORRUP Y...	110,567,877.00	0.00	37,134,397.00	0.00	147,702,274.00	0.00
5-2-11-06-14-06-87-22-2	FORTALECIMIENTO DE LA CAPAC INST PARA IDENTI, PREV Y RESOL PROBL DE CORRUP Y...	110,567,877.00	0.00	37,134,397.00	0.00	147,702,274.00	0.00
5-2-11-06-14-07	Bogotá Humana por la dignidad de las víctimas	15,423,938,768.00	0.00	4,072,201,959.00	0.00	19,496,140,727.00	0.00
5-2-11-06-14-07-45	Fortalecimiento de la transparencia y la eficiencia de la gestión	232,807,316.00	0.00	54,669,802.00	0.00	287,477,118.00	0.00

DEPARTAMENTO CUNDINAMARCA
 MUNICIPIO BOGOTA DISTRITO CAPITAL
 ENTIDAD SECRETARIA GENERAL DE LA ALCALDIA MAYOR DE BOGOTA D.C.
 CODIGO 210111001104

SALDOS CON REGLAS

FECHA DE CORTE 31/07/2015
 PERIODO DE MOVIMIENTO (01 Julio a 31 Julio)

Cifras en pesos

CODIGO	CONCEPTO	SALDO INICIAL DEBITO	SALDO INICIAL CREDITO	MOVIMIENTO DEBITO	MOVIMIENTO CREDITO	SALDO FINAL DEBITO	SALDO FINAL CREDITO
	pública distrital						
5-2-11-06-14-07-45-22	Fortalecimiento de la transparencia y la eficiencia de la gestión pública distrital	232,807,316.00	0.00	54,669,802.00	0.00	287,477,118.00	0.00
5-2-11-06-14-07-45-22-2	Fortalecimiento de la capacidad institucional para identificar, prevenir y resolver problemas de corrupción	232,807,316.00	0.00	54,669,802.00	0.00	287,477,118.00	0.00
5-2-11-06-14-07-66	TIC para el desarrollo de un gobierno digital, una ciudad inteligente y una sociedad del conocimiento y del emprendimiento	6,891,815,012.00	0.00	2,354,138,298.00	0.00	9,245,953,310.00	0.00
5-2-11-06-14-07-66-24	Bogotá hacia un gobierno digital y una ciudad inteligente	6,891,815,012.00	0.00	2,354,138,298.00	0.00	9,245,953,310.00	0.00
5-2-11-06-14-07-66-24-1	Bogotá hacia un gobierno digital y una ciudad inteligente	4,648,801,515.00	0.00	1,531,753,394.00	0.00	6,180,554,909.00	0.00
5-2-11-06-14-07-66-24-2	Bogotá TIC, dinamizadoras del conocimiento y del emprendimiento	1,677,353,893.00	0.00	520,314,531.00	0.00	2,197,668,424.00	0.00
5-2-11-06-14-07-66-24-3	TIC para el desarrollo de un Gobierno Digital una Ciudad Inteligente	228,170,380.00	0.00	250,000,000.00	0.00	478,170,380.00	0.00
5-2-11-06-14-07-66-24-4	TIC para el desarrollo de una bogota digital	337,489,224.00	0.00	52,070,373.00	0.00	389,559,597.00	0.00
5-2-11-06-14-07-68	Asistencia, atención reparación integral a las víctimas del conflicto armado interno en Bogotá DC.	8,299,316,440.00	0.00	1,663,393,859.00	0.00	9,962,710,299.00	0.00
5-2-11-06-14-07-68-12	Política Publica	5,559,089,479.00	0.00	1,025,453,102.00	0.00	6,584,542,581.00	0.00
5-2-11-06-14-07-68-12-9	Política Prevencion Atencion a víctimas	5,559,089,479.00	0.00	1,025,453,102.00	0.00	6,584,542,581.00	0.00
5-2-11-06-14-07-68-13	Modelo distrital de atención reparación	2,740,226,961.00	0.00	637,940,757.00	0.00	3,378,167,718.00	0.00
5-2-11-06-14-07-68-13-0	Modelo distrital de atención	2,740,226,961.00	0.00	637,940,757.00	0.00	3,378,167,718.00	0.00
5-2-11-06-14-08	Bogotá Ciudad de memoria	2,848,020,347.00	0.00	475,530,408.00	0.00	3,323,550,755.00	0.00
5-2-11-06-14-08-15	Inclusión la paz y la reconciliación	2,848,020,347.00	0.00	475,530,408.00	0.00	3,323,550,755.00	0.00
5-2-11-06-14-08-15-23	Dignificación para la paz y la reconciliación	2,848,020,347.00	0.00	475,530,408.00	0.00	3,323,550,755.00	0.00
5-2-11-06-14-08-15-23-1	Construcción de la memoria hist de las vic por la paz y la reconciliación	1,811,986,958.00	0.00	441,505,301.00	0.00	2,253,492,259.00	0.00
5-2-11-06-14-08-15-23-2	Inclusión la paz y la reconciliación	1,036,033,389.00	0.00	34,025,107.00	0.00	1,070,058,496.00	0.00
5-2-11-06-14-11	Sistemas de mejoramiento de la gestión de la capacidad operativa de las entidades	995,016,013.00	0.00	256,034,135.00	0.00	1,251,050,148.00	0.00
5-2-11-06-14-11-22	Servicios a la ciudadanía con calidad humana	995,016,013.00	0.00	256,034,135.00	0.00	1,251,050,148.00	0.00
5-2-11-06-14-11-22-23	Servicios a la ciudadanía con calidad humana	995,016,013.00	0.00	256,034,135.00	0.00	1,251,050,148.00	0.00
5-2-11-06-14-11-22-23-8	Servicios a la ciudadanía con calidad humana	995,016,013.00	0.00	256,034,135.00	0.00	1,251,050,148.00	0.00
5-2-11-06-14-60	Bogotá Humana al servicio de la ciudadanía	527,249,677.00	0.00	96,523,729.00	0.00	623,773,406.00	0.00
5-2-11-06-14-60-36	Bogotá Humana al servicio de la ciudadanía	527,249,677.00	0.00	96,523,729.00	0.00	623,773,406.00	0.00
5-2-11-06-14-60-36-23	Bogotá Humana al servicio de la ciudadanía	527,249,677.00	0.00	96,523,729.00	0.00	623,773,406.00	0.00
5-2-11-06-14-60-36-23-5	Bogotá Humana al servicio de la ciudadanía	527,249,677.00	0.00	96,523,729.00	0.00	623,773,406.00	0.00
5-2-11-06-14-70	Sistemas de mejoramiento de la gestión de la capacidad operativa de las entidades	621,451,927.00	0.00	236,371,395.00	0.00	857,823,322.00	0.00
5-2-11-06-14-70-96	Fortalecimiento de la gestión pública distrital	621,451,927.00	0.00	236,371,395.00	0.00	857,823,322.00	0.00
5-2-11-06-14-70-96-23	Fortalecimiento de la gestión pública distrital	621,451,927.00	0.00	236,371,395.00	0.00	857,823,322.00	0.00

DEPARTAMENTO CUNDINAMARCA
 MUNICIPIO BOGOTA DISTRITO CAPITAL
 ENTIDAD SECRETARIA GENERAL DE LA ALCALDIA MAYOR DE BOGOTA D.C.
 CODIGO 210111001104

SALDOS CON REGLAS

FECHA DE CORTE 31/07/2015
 PERIODO DE MOVIMIENTO (01 Julio a 31 Julio)

Cifras en pesos

CODIGO	CONCEPTO	SALDO INICIAL DEBITO	SALDO INICIAL CREDITO	MOVIMIENTO DEBITO	MOVIMIENTO CREDITO	SALDO FINAL DEBITO	SALDO FINAL CREDITO
5-2-11-06-14-70-96-23-5	Sistemas de mejoramiento de la capacidad operativa de las entidades	621,451,927.00	0.00	236,371,395.00	0.00	857,823,322.00	0.00
5-2-11-06-14-73	Sistemas de mejoramiento de la capacidad operativa de las entidades	1,366,944,207.00	0.00	374,622,647.00	0.00	1,741,566,854.00	0.00
5-2-11-06-14-73-77	Desarrollo integral y mejoramiento de la gestión administrativa distrital	445,218,053.00	0.00	157,337,797.00	0.00	602,555,850.00	0.00
5-2-11-06-14-73-77-23	Desarrollo integral y mejoramiento de la gestión administrativa distrital	445,218,053.00	0.00	157,337,797.00	0.00	602,555,850.00	0.00
5-2-11-06-14-73-77-23-5	Sistemas de mejoramiento de la capacidad operativa de las entidades	445,218,053.00	0.00	157,337,797.00	0.00	602,555,850.00	0.00
5-2-11-06-14-73-79	Archivo de Bogotá por una memoria diversa e incluyente	921,726,154.00	0.00	217,284,850.00	0.00	1,139,011,004.00	0.00
5-2-11-06-14-73-79-23	Sistemas de mejoramiento de la capacidad operativa de las entidades	921,726,154.00	0.00	217,284,850.00	0.00	1,139,011,004.00	0.00
5-2-11-06-14-73-79-23-5	Sistemas de mejoramiento de la capacidad operativa de las entidades	921,726,154.00	0.00	217,284,850.00	0.00	1,139,011,004.00	0.00
5-8	OTROS GASTOS	544,017,085.30	0.00	1,230,861,222.35	0.00	1,774,878,307.65	0.00
5-8-02	COMISIONES	2,446,319.00	0.00	772,524.00	0.00	3,218,843.00	0.00
5-8-02-37	COMISIONES SOBRE REC ENTREGADOS EN ADMIN	2,446,319.00	0.00	772,524.00	0.00	3,218,843.00	0.00
5-8-02-37-01	COMISIONES SOBRE REC ENTREGADOS EN ADMIN	2,446,319.00	0.00	772,524.00	0.00	3,218,843.00	0.00
5-8-08	OTROS GASTOS ORDINARIOS	192,006,672.78	0.00	147,989,363.55	0.00	339,996,036.33	0.00
5-8-08-02	PERDIDA EN RETIRO DE ACTIVOS	192,006,672.78	0.00	147,989,363.55	0.00	339,996,036.33	0.00
5-8-08-02-01	PERDIDA EN RETIRO DE ACTIVOS	192,006,672.78	0.00	147,989,363.55	0.00	339,996,036.33	0.00
5-8-10	EXTRAORDINARIOS	50,021,910.52	0.00	0.80	0.00	50,021,911.32	0.00
5-8-10-03	AJUSTES O MERMAS SIN RESPONSABILIDAD	10.52	0.00	0.80	0.00	11.32	0.00
5-8-10-03-01	AJUSTES O MERMAS SIN RESPONSABILIDAD	10.52	0.00	0.80	0.00	11.32	0.00
5-8-10-06	PERDIDAS EN SINIESTROS	4,917,400.00	0.00	0.00	0.00	4,917,400.00	0.00
5-8-10-06-01	PERDIDAS EN SINIESTROS	4,917,400.00	0.00	0.00	0.00	4,917,400.00	0.00
5-8-10-90	OTROS GASTOS EXTRAORDINARIOS	45,104,500.00	0.00	0.00	0.00	45,104,500.00	0.00
5-8-10-90-01	OTROS GASTOS EXTRAORDINARIOS	45,104,500.00	0.00	0.00	0.00	45,104,500.00	0.00
5-8-15	AJUSTE DE EJERCICIOS ANTERIORES	299,542,183.00	0.00	1,082,099,334.00	0.00	1,381,641,517.00	0.00
5-8-15-88	GASTOS DE ADMINISTRACIÓN	-292,889,313.00	0.00	0.00	0.00	-292,889,313.00	0.00
5-8-15-88-01	GASTOS DE ADMINISTRACIÓN	-292,889,313.00	0.00	0.00	0.00	-292,889,313.00	0.00
5-8-15-89	GASTOS DE OPERACIÓN	594,621,910.00	0.00	1,082,099,334.00	0.00	1,676,721,244.00	0.00
5-8-15-89-01	GASTOS DE OPERACIÓN	594,621,910.00	0.00	1,082,099,334.00	0.00	1,676,721,244.00	0.00
5-8-15-90	PROVISIONES, DEPRECIACIONES, Y AMORTIZACIONES	-2,190,414.00	0.00	0.00	0.00	-2,190,414.00	0.00
5-8-15-90-01	PROVISIONES	-2,190,414.00	0.00	0.00	0.00	-2,190,414.00	0.00
8-1	DERECHOS CONTINGENTES	4,365,634,875.00	0.00	0.00	0.00	4,365,634,875.00	0.00
8-1-20	LITIGIOS Y MECANISMOS ALTERNATIVOS DE SO	4,365,634,875.00	0.00	0.00	0.00	4,365,634,875.00	0.00

DEPARTAMENTO CUNDINAMARCA
 MUNICIPIO BOGOTA DISTRITO CAPITAL
 ENTIDAD SECRETARIA GENERAL DE LA ALCALDIA MAYOR DE BOGOTA D.C.
 CODIGO 210111001104

SALDOS CON REGLAS

FECHA DE CORTE 31/07/2015
 PERIODO DE MOVIMIENTO (01 Julio a 31 Julio)

Cifras en pesos

CODIGO	CONCEPTO	SALDO INICIAL DEBITO	SALDO INICIAL CREDITO	MOVIMIENTO DEBITO	MOVIMIENTO CREDITO	SALDO FINAL DEBITO	SALDO FINAL CREDITO
8-1-20-04	ADMINISTRATIVAS	4,365,634,875.00	0.00	0.00	0.00	4,365,634,875.00	0.00
8-1-20-04-01	ADMINISTRATIVAS	4,365,634,875.00	0.00	0.00	0.00	4,365,634,875.00	0.00
8-3	DEUDORAS DE CONTROL	100,084,460.01	0.00	0.00	0.00	100,084,460.01	0.00
8-3-61	RESPONSABILIDADES EN PROCESO	100,084,460.01	0.00	0.00	0.00	100,084,460.01	0.00
8-3-61-01	INTERNAS	12,100,000.00	0.00	0.00	0.00	12,100,000.00	0.00
8-3-61-02	ANTE AUTORIDAD COMPETENTE	87,984,460.01	0.00	0.00	0.00	87,984,460.01	0.00
8-9	DEUDORAS POR CONTRA (CR)	0.00	4,465,719,335.01	0.00	0.00	0.00	4,465,719,335.01
8-9-05	DERECHOS CONTINGENTES POR CONTRA (CR)	0.00	4,365,634,875.00	0.00	0.00	0.00	4,365,634,875.00
8-9-05-06	LITIGIOS Y MECANISMOS ALTERNATIVOS DE SO	0.00	4,365,634,875.00	0.00	0.00	0.00	4,365,634,875.00
8-9-05-06-01	LITIGIOS Y MECANISMOS ALTERNATIVOS DE SO	0.00	4,365,634,875.00	0.00	0.00	0.00	4,365,634,875.00
8-9-15	DEUDORAS DE CONTROL POR CONTRA (CR)	0.00	100,084,460.01	0.00	0.00	0.00	100,084,460.01
8-9-15-21	RESPONSABILIDADES EN PROCESO	0.00	100,084,460.01	0.00	0.00	0.00	100,084,460.01
9-1	RESPONSABILIDADES CONTINGENTES	0.00	3,698,225,845.00	0.00	0.00	0.00	3,698,225,845.00
9-1-20	LITIGIOS Y MECANISMOS ALTERNATIVOS DE SO	0.00	2,658,362,628.00	0.00	0.00	0.00	2,658,362,628.00
9-1-20-04	ADMINISTRATIVOS	0.00	2,658,362,628.00	0.00	0.00	0.00	2,658,362,628.00
9-1-20-04-01	ADMINISTRATIVOS	0.00	2,658,362,628.00	0.00	0.00	0.00	2,658,362,628.00
9-1-90	OTRAS RRESPONSSABILIDADES CONTINGENTES	0.00	1,039,863,217.00	0.00	0.00	0.00	1,039,863,217.00
9-1-90-90	OTRAS RESPONSABILIDADES CONTINGENTES	0.00	1,039,863,217.00	0.00	0.00	0.00	1,039,863,217.00
9-1-90-90-01	OTRAS RESPONSABILIDADES CONTINGENTES	0.00	1,039,863,217.00	0.00	0.00	0.00	1,039,863,217.00
9-3	ACREEDORAS DE CONTROL	0.00	8,953,086,106.00	0.00	0.00	0.00	8,953,086,106.00
9-3-06	BIENES RECIBIDOS EN CUSTODIA	0.00	152,260,000.00	0.00	0.00	0.00	152,260,000.00
9-3-06-02	INVENTARIOS	0.00	152,260,000.00	0.00	0.00	0.00	152,260,000.00
9-3-06-02-01	INVENTARIOS	0.00	152,260,000.00	0.00	0.00	0.00	152,260,000.00
9-3-46	BIENES RECIBIDOS DE TERCEROS	0.00	651,126,090.00	0.00	0.00	0.00	651,126,090.00
9-3-46-19	PROPIEDADES, PLANTA Y EQUIPO	0.00	651,126,090.00	0.00	0.00	0.00	651,126,090.00
9-3-46-19-01	MAQUINARIA Y EQUIPO	0.00	41,283,910.00	0.00	0.00	0.00	41,283,910.00
9-3-46-19-12	EQUIPO COMUNICAC.Y COMPUTO	0.00	67,917,180.00	0.00	0.00	0.00	67,917,180.00
9-3-46-19-13	EQUIPO DE TRANSPORTE	0.00	25,300,000.00	0.00	0.00	0.00	25,300,000.00
9-3-46-19-15	BIENES DE ARTE Y CULTURA	0.00	516,625,000.00	0.00	0.00	0.00	516,625,000.00
9-3-90	OTRAS CUENTAS ACREEDORASA DE CONTROL	0.00	8,149,700,016.00	0.00	0.00	0.00	8,149,700,016.00
9-3-90-90	OTRAS CUENTAS ACREEDORASA DE CONTROL	0.00	8,149,700,016.00	0.00	0.00	0.00	8,149,700,016.00
9-3-90-90-04	OTRAS CUENTAS ACREEDORASA DE CONTROL	0.00	8,149,700,016.00	0.00	0.00	0.00	8,149,700,016.00


DEPARTAMENTO CUNDINAMARCA
 MUNICIPIO BOGOTA DISTRITO CAPITAL
 ENTIDAD SECRETARIA GENERAL DE LA ALCALDIA MAYOR DE BOGOTA D.C.
 CODIGO 210111001104

SALDOS CON REGLAS


FECHA DE CORTE 31/07/2015
 PERIODO DE MOVIMIENTO (01 Julio a 31 Julio)

Cifras en pesos

CODIGO	CONCEPTO	SALDO INICIAL DEBITO	SALDO INICIAL CREDITO	MOVIMIENTO DEBITO	MOVIMIENTO CREDITO	SALDO FINAL DEBITO	SALDO FINAL CREDITO
9-9	ACREEDORAS POR CONTRA (DB)	12,651,311,951.00	0.00	0.00	0.00	12,651,311,951.00	0.00
9-9-05	RESPONSAB. CONTING. POR CONTRA (DB)	3,698,225,845.00	0.00	0.00	0.00	3,698,225,845.00	0.00
9-9-05-05	LITIGIOS Y MECANISMOS ALTERNATIVOS DE SO	2,658,362,628.00	0.00	0.00	0.00	2,658,362,628.00	0.00
9-9-05-05-01	LITIGIOS Y MECANISMOS ALTERNATIVOS DE SO	2,658,362,628.00	0.00	0.00	0.00	2,658,362,628.00	0.00
9-9-05-90	OTRAS RESPONSABILIDADES CONTINGENTES	1,039,863,217.00	0.00	0.00	0.00	1,039,863,217.00	0.00
9-9-05-90-01	OTRAS RESPONSABILIDADES CONTINGENTES	1,039,863,217.00	0.00	0.00	0.00	1,039,863,217.00	0.00
9-9-15	ACREEDORAS DE CONTROL POR CONTRA (DB)	8,953,086,106.00	0.00	0.00	0.00	8,953,086,106.00	0.00
9-9-15-02	BIENES RECIBIDOS EN CUSTODIA	152,260,000.00	0.00	0.00	0.00	152,260,000.00	0.00
9-9-15-02-01	INVENTARIOS	152,260,000.00	0.00	0.00	0.00	152,260,000.00	0.00
9-9-15-06	BIENES RECIBIDOS DE TERCEROS	651,126,090.00	0.00	0.00	0.00	651,126,090.00	0.00
9-9-15-06-01	MAQUINARIA Y EQUIPO	41,283,910.00	0.00	0.00	0.00	41,283,910.00	0.00
9-9-15-06-12	EQUIPO COMUNICAC. Y COMPUTO	67,917,180.00	0.00	0.00	0.00	67,917,180.00	0.00
9-9-15-06-13	EQUIPO DE TRANSP. TRACCIÓN Y ELEVACIÓN	25,300,000.00	0.00	0.00	0.00	25,300,000.00	0.00
9-9-15-06-15	BIENES DE ARTE Y CULTURA	516,625,000.00	0.00	0.00	0.00	516,625,000.00	0.00
9-9-15-90	OTRAS CUENTAS ACREEDORAS DE CONTROL	8,149,700,016.00	0.00	0.00	0.00	8,149,700,016.00	0.00
9-9-15-90-04	OTRAS CUENTAS ACREEDORAS DE CONTROL	8,149,700,016.00	0.00	0.00	0.00	8,149,700,016.00	0.00
TOTALES				38,734,811,958.19	38,734,811,958.19		



ELABORÓ



REVISÓ